



Rose Ramblings



Patron Member of the American Rose Society

What's Inside?

- [Open Gardens.....1](#)
- [President's Message.....4](#)
- [Mark Your Calendars.....5](#)
- [Monthly Program.....6](#)
- [Coronado Flower Show.....6](#)
- [Little Rose Show Rules.....7](#)
- [Color Classification.....8](#)
- [SDRS/District Rose Show....9](#)
- [Convention Registration....10](#)
- [April Rose Care.....11](#)
- [Earthworm Castings.....13](#)
- [Disease Triangle.....14](#)
- [SDRS March Meeting.....16](#)
- [Membership Update.....17](#)
- [Pilgrimage.....18](#)
- [Oahu Urban Garden.....19](#)
- [Fair Flower Show.....20](#)
- [ARS Convention.....21](#)
- [Fair Rose Garden.....22](#)
- [Thoughts and Prayers.....22](#)
- [Calendar/Websites.....23](#)
- [Consulting Rosarians.....24](#)
- [Rose Suppliers.....25](#)
- [Photo Credits.....26](#)

Opening Our Gardens!

By Elaine Ornelas, cornelas1949@att.net

This is the time of year when our gardens are beginning to show off their beauty. After the annual pruning of our roses in January, now they are beginning to reward us with vibrant new leaves and soon the buds will explode with color and fragrance.

April and May are also the months when some of our members generously open their gardens and share the beauty of their roses and other plants with us. Some of these gardens have hundreds of roses and are a marvel to behold.

Here are the dates, times and addresses of the open garden events. We welcome you to come and enjoy, and we thank these members for their generosity!



Streeper Open Garden

Please come to my 45th annual open garden on **Saturday, April 29, between 9 a.m. and 5 p.m.** The garden contains about 200 roses including hybrid teas, floribundas, climbers, miniatures, and minifloras.

**Sue Streeper
1333 Wenatchee Avenue
El Cajon CA 92021.**

continued on page 2



Perwich Open Garden

I hope you can come to my Open Garden on **Saturday, April 29th from 10 a.m. to 2 p.m.** My roses would love to see you. I have about 100 roses and they are grown interspersed with a variety of other plants and fruit trees. My garden is a completely spray free garden.

**Rita Perwich
416 Tenth Street
Coronado, CA 92118**



Ruth Tiffany Open Garden



Hi Rose Lovers,
I would love to invite you to my garden on **Saturday, April 29th and Sunday, April 30th, from 9 a.m. until 5 p.m.** Come and enjoy more than 800 roses and chocolate chip cookies in San Carlos.

**Ruth Tiffany
6705 Maury Dr.
San Diego, CA 92119**



Zella and Richard Burk Open Garden



The Burk family welcomes you to visit their urban rose garden in Golden Hills on **Saturday, April 29th from 10 a.m. until 3 p.m.** This rose garden surrounds our 1908 late Victorian Craftsman home. Many Austin shrubs, modern climbers and hybrid teas populate the front yard. The back brick patio showcases over 70 potted roses. These include miniatures, tree roses, and climbers. There are some stairs to access the porches. On-street parallel parking is available in the neighborhood. Carpooling is encouraged.

**Zella and Richard Burk
2545 C Street
San Diego, CA 92102**

continued on page 3

Mark and Virginia West Open Garden



Mark and Virginia West will open their rose garden to visitors on **Sunday, April 30, from 11 a.m. until 4 p.m.** Our garden is in Rancho Penasquitos and contains about 175 hybrid teas, floribundas, climbers, shrubs and a handful of minis. We've replaced some older roses with more scented ones in our front yard garden such as 'Queen of Elegance' trees, 'Deep Secret', 'Sweet Spirit', 'Beverly' and 'Burlesque'. The climbers are displayed on arbors in both front and back yards and include 'Gertrude Jekyll', 'Fourth of July', 'Candyland', 'Altissimo', 'Berries 'n' Cream', 'Pearly Gates', and 'Pretty in Pink Eden'. A number of rose trees are sprinkled throughout the gardens. Given the unusually lengthy wintry weather, a variety of gladiolas are expected to be blossoming among the roses in April and May too!



**Mark and Virginia West
9262 Samantha Court
San Diego, CA 92129**

Beth Van Boxtel Open Garden



Beth will open her garden on **Saturday, May 13th from 10 a.m. until 4 p.m.**, rain or shine! Beth is an Encinitas native and a certified Consulting Rosarian. She teaches and inspires home gardeners to grow the best roses in their yards, and has spoken at several garden clubs and Walter Andersen's Nursery. She currently has 150 roses. She volunteers with the San Diego Rose Society as the webmaster and board member. In 2020, she won the Rising Star Award from the American Rose Society. She is also a rose exhibitor at the San Diego County Fair in Del Mar, and won 95 ribbons in 2022. She is in training to become a Master Gardener which will be finalized in June 2023. Desserts will be served!



**Beth Van Boxtel
2021 Coolngreen Ln
Encinitas, CA 92024**



President's Message Welcome to the Playoffs!

By Natalie Stout, nstout92116@gmail.com

I know I use the phrases “I love [this]” and “I feel so lucky [that]” a lot, and it’s going to continue. So I thought I would take this opportunity to let you know how sincerely I use them when it comes to our rose society. I can’t tell you often enough how much I love that we have such a bright and participative membership overall, and how lucky I feel that we have inherited a society with so many experienced members who, in keeping with the culture passed down to us, generously share their time and pass along the hard-won knowledge of their experience. **Please remember that your contributions, big or small, every time you show up, make the magic that is our society!**

And now that **April and May are upon us — the Rose Playoffs, there is a lot to show up for!** So much that I might beg just a little to get you out and participating!

“Showing up” for Rose Shows has already started! Thanks to all of the folks who were able to attend our **March General Meeting** to get us started on show season. The meeting was an amazing blend of education and fun. The presentations, which were themed to help us get ready for growing and showing our best spring roses, were outstanding. How fortunate we are to have such generous and articulate rosarians in our group who are able to share useful information and help the rest of us try new things and improve our methods. The potluck was just great, too. It’s a lot of work to come up with a good potluck idea and execute it, so congratulations to all of the folks who did that so well! I hope you enjoyed the dinner as much as I did!

Whether or not you were able to attend in March, plan to **show up at the April 17 General Meeting** when we will have our **First Little Rose Show of the Year!** We hope it will be a **BIG Little Rose Show**. We will be **starting that meeting HALF AN HOUR EARLY at 7:00 p.m.** Instead of Consulting Rosarian’s Corner, which would normally start at 7:00, several of our seasoned exhibitors will be available to help us as we learn more about staging roses and get some practice with our own Little Rose Show entries. After we place our entries, we’ll settle in for a presentation by some of our Consulting Rosarians on **Garden Pests We Should Look for in Warmer Weather and What We Can Do About Them**. This will likely be another very interactive presentation like the very engaging one in March. At the end of the presentation, Linda Clark, who will be judging the Little Rose Show, will walk us through **How Roses Are Judged**. Her judging presentations are always interesting, and the information she shares will help us understand more about what to look for in the roses we select to show from our gardens. She also makes showing in general seem a whole lot less intimidating.

The very next weekend, **April 22 and 23**, we need to **show up for our annual Spring Rose Show at the Ronald Reagan Community Center in El Cajon**, which we’ll be hosting as this year’s **ARS Pacific Southwest District Rose Show and Convention** as well. Check out the convention schedule on page 9. Notice that in addition to a Friday afternoon Felco pruner seminar and two open gardens on Sunday morning, if you attend the convention, you’ll get two lunches, a fabulous dinner at Linda Clark’s house, and your annual meeting if you are a Consulting Rosarian or an ARS Judge—all that for a mere \$75!

Back to the Rose Show, which is free and the centerpiece of the Convention, it will be a chance to put the showing tips you’ve been picking up to work while they’re fresh in your mind, whether you participate or just observe. But **consider participating! It takes a lot of roses, be they award-worthy or not, to make a beautiful rose show**. So even if you’re not sure showing is your thing, think about bringing some roses and giving it a try! A Rose Show is a great example of a time when your participation is service to the society! The show schedule is available online, and experienced people at the show can answer questions for you as you prepare your entries. Note that **our Rose Show and Convention will also feature some auction roses**.

continued on page 5

And speaking of service, in addition to roses in the show, **we need volunteers at the show** to get all of the hard work already put into the show and convention to the finish line. Please contact President Natalie Stout nstout92116@gmail.com or Linda Clark lincline@cox.net if you are interested in volunteering: We need people to:

- set up tables and properties Friday, April 21 from 12:00 noon until about 2:00 p.m.;
- serve on the placement team, officially putting roses where they belong in the show, Saturday morning from 7:00 a.m. to 10:00 a.m.;
- serve as clerks, assisting the judges and learning how roses are judged from 10:00 a.m. to 1:00 p.m.;
- help serve the judges and volunteers lunch on Saturday from 12:00 noon to 2:00 p.m.;
- water the blooms on display; and
- there's even more.

If you do know showing is your thing, or if you want more practice before our Rose Show, or if you just want to **show up to see even more beautiful roses, don't forget the Coronado Flower Show will be held in Spreckels Park the weekend of April 15 & 16.** That show schedule is also available online and they too will have experienced exhibitors on hand to answer your questions. Our own Rita Perwich, who chairs the Rose Section of the Flower Show, will look forward to seeing you there.

Another event of interest, also on **Sunday April 16 is the California Coastal Rose Society Spring Rose Auction**, which will be held at the El Corazon Senior Center in Oceanside. You can find their schedule of a events and a list of their auction roses on their website, <https://www.ccrsauction.com/>

And if all that rose activity isn't enough, you will want to show up to see how other members' roses live at their **Open Gardens**. Those will be both **the last weekend of April and some weekend days in May**. Check out the schedule and other specifics on pages 1-4. The open gardens are worth your time and are generally a once a year opportunity to learn from what other rosarians do and just enjoy the beauty, too!

I hope to see many of you this month! Let's groom and show blooms! We can all rest in June!

Mark Your Calendars!

Keep an eye out in *Rose Ramblings* for more information about these upcoming SDRS/ARS events.
See page 23 for expanded information on these and other events.

April 15 and 16, 2023: Coronado Flower Show; Spreckels Park, Coronado

April 16, 2023: CCRS Spring Rose Auction, El Corazon Senior Center, Oceanside, CA

April 17, 2023, 7:00 p.m.: SDRS Monthly Meeting; Note: This meeting starts early and will include our first Little Rose Show of the year. There will be no CR corner.

April 22-23, 2023: SDRS Rose Show and PSWD District Convention at Ronald Reagan Center, El Cajon, CA

April 29-30, 2023: SDRS Members' Open Gardens; see pages 1-3 of this issue

May 5-7, 2023: American Rose Society National Convention & Rose Show, Shreveport, LA


May 13-14, 2023: SDRS Members' Open Gardens; see page 3 of this issue and the May newsletter

May 15, 2023, 7:30 p.m.: SDRS Monthly Meeting; Note: CR Corner starts at 7:00 p.m.

Monthly Program for April 2023 Hands-on Demo: Preparing Rose Blooms for a Show and Rose Garden Pest Control

By Robert Russell, SDRS VP Programs, ruslgl@msn.com

Hello, SDRS Members! I hope that our last meeting in March was informative and helpful in preparing and grooming your gardens for your first bloom with a maximum flush of flowers. I want to especially thank our CR panel for demonstrating how to transport your roses to a rose show. There was definitely a lot of good information and ideas offered, and different techniques presented on how to get our roses to a show in good condition. I am excited to kick off the new season of our **first Little Rose Show** which starts this month. See the rules for SDRS Little Rose Shows (LRS) on the next page. We will have 5 little rose shows this year (April, May, June, September, and October) and I am sure we will have a great turnout for our first show. **This month we will have four stations set up for you and experienced exhibitors will be on hand to help you stage and groom your roses for exhibiting at the show.** Linda Clark has graciously volunteered again this year to judge our first show and to explain exactly what the judges are looking for in exhibiting your roses. This first show will get us prepared for the Coronado Flower Show for which Rita Perwich will be the chairperson for the rose section of their flower show, and of course our SDRS Rose Show will follow closely right here in El Cajon. We will enter our roses in the Little Rose Show from 7:00 p.m. until 7:45 p.m. We will then call the meeting to order with announcements followed by a brief **PowerPoint presentation by Bill and Elaine Ornelas on what to look for in our gardens at this time of year as far as pest control.** We will then turn our attention back to Linda and she will get through all of the Little Rose Show entries and explain how each rose is judged and what the judges are looking for. I am excited to see all of the beautiful roses this month. Please, and most importantly, let's all have fun! Remember showing roses is fun, and also competitive. And we all have a little competitive side in us! We are all here to help you present your roses in their most beautiful state.



*The meeting will **start a little early at 7:00 p.m. to accommodate the Little Rose Show** in Casa del Prado's room 101, in Balboa Park.*

There will be a rose auction at this meeting. Names of the roses will be announced prior to the meeting.

There will be no Consulting Rosarian Corner at this meeting.

Directions to Casa del Prado, Room 101: The Casa del Prado building is immediately west of the Natural History Museum. Entrances to the Casa del Prado lead to an inner court. The rooms are accessible from the court. Room 101 is downstairs on the east end of the court.

Coronado Flower Show This Month!

By Rita Perwich, ritaperwich@gmail.com



On April 15th and 16th Coronado celebrates the 101st year of the Flower Show. The Show is held in Spreckels Park, 601 Orange Avenue. Hours for entries are on Friday, April 14th from 4 pm to 6 pm, and Saturday from 6.30 am through 9.00 am. No entries will be accepted after 9.00am on Saturday. Entry cards and containers will be provided and exhibitors must complete both the top and bottom of the entry card. The full Schedule of Rules and



Classes is available on-line at www.coronadoflowershow.com. (Please note that the schedule incorrectly states the entry times on Saturday as 6 a.m. to 9.30 a.m.) Contact Rita Perwich for any questions at ritaperwich@gmail.com. Consulting Rosarian Robert Russell will be available on Saturday to help novice entrants with their entries. We really hope you will come and join us at this really fun event.

SAN DIEGO ROSE SOCIETY 2022 LITTLE ROSE SHOW RULES

Chairpersons: Robert and Kristine Russell

GENERAL INFORMATION:

There will be five “six-pack” shows at the SDRS meetings in April, May, June, September, and October.

Exhibitors do not need to be experienced in showing roses. **Novices are encouraged!** Experienced exhibitors will be on-site to assist in the staging (preparing) of rose blooms for the show.

Each person bringing one or more flowers will receive an extra free raffle ticket.

RULES OF ENTRY FOR ALL SIX-PACK SHOWS:

All entries must be submitted by 7:20 p.m. in order for judging to be completed before the monthly program begins.

All roses must be properly named and entered in the appropriate section.

Containers for exhibits will be supplied by the San Diego Rose Society.

Each exhibitor is **limited to six entries**. You may concentrate your entries in one section or distribute them over all the sections you are eligible to enter.

Entry tags will be supplied and only the top section of each tag needs to be filled out and attached to the flower’s vase.

Sections 8 and 9 are restricted to novices (anyone who has never won a trophy in any rose competition). However, novices are not restricted to the novice sections and may enter any section.

Exhibitors are asked to remove all exhibits at the end of the meeting.

JUDGING: Judging will be in accordance with the ARS (American Rose Society) guidelines. The first place winners of each section will be judged against each other to determine the Rose of the Night, and that entry will be displayed at the front of the meeting room.

SCHEDULE:

Section 1 One hybrid tea or grandiflora bloom without sidebuds

Section 2 One floribunda or polyantha spray

Section 3 One floribunda bloom without sidebuds

Section 4 One miniature or miniflora bloom without sidebuds

Section 5 One miniature or miniflora spray

Section 6 One bloom or spray, any other type (This is not an ‘overflow’ category for the rose types listed in Sections 1-5. Suggested blooms for this category are shrubs, OGRs, large-flowering climbers, etc.)

Section 7 Most fragrant bloom

Section 8 NOVICE ONLY – One hybrid tea or grandiflora bloom without sidebuds

Section 9 NOVICE ONLY – One floribunda bloom without sidebuds or floribunda spray

Section 10 Rose Arrangement (Roses of any type should dominate in all arrangements. No more than two arrangements per household per show are permitted and the roses must be grown by the exhibitors. The use of dried or artificial material is permitted. There are no restrictions on height or width.)

Section 11 Photographs (Photograph of one rose bloom or spray displayed in photo no less than 5” x 7”. No need to be matted. Limited to 2 photos per exhibitor.)

SCORING AND AWARDS

The Rose of the Night will be awarded an additional 3 points and will also receive a special award at each monthly meeting. At the end of the year, trophies or gift certificates will be awarded at the holiday banquet to the highest-scoring exhibitor in the following categories: overall rose exhibitor for sections 1-7, novice exhibitor for sections 8 and 9, arrangement exhibitor, and photography exhibitor.

A Rainbow of Colors! The Spectrum of the Official ARS Color Classification of Roses

By Elaine Ornelas, cornelas1949@att.net

my
(medium yellow) 'Butter Cream'



ly
(light yellow) 'Fairhope'




w
(white, near white & white blend) 'Pope John Paul II'



r
(russet) 'This is the Day'



m
(mauve & mauve blend) 'Celestial Night'



rb
(red blend) 'Dina Gee'



dy
(deep yellow) Col. Phil Ash'



yb
(yellow blend) 'Love and Peace'

When we are entering our roses at a rose show we diligently look up our rose varieties in one of the accredited references like the American Rose Society Handbook for Selecting Roses, to be sure we are entering them in the correct class. But it is sometimes easy to be confused by the various color classification categories for each rose. I thought it might be fun to see a visual spectrum of the categories with some of the representative roses since our rose show is coming up soon.



dr
(dark red) 'Black Magic'



mr
(medium red) 'Mr Caleb'



ab
(apricot & apricot blend) 'Marilyn Monroe'



pb
(pink blend) 'Gemini'



ob
(orange & orange blend) 'Mango Blush'



dp
(deep pink) 'Hot Princess'



or
(orange-red & orange-red blend) 'Claire Elyse'



lp
(light pink) 'Kimberlina'



mp
(medium pink) 'Gertrude Jekyll'

op
(orange-pink & orange-pink blend)





Pacific Southwest District Rose Show and Convention at Ronald Reagan Center

195 East Douglas Avenue

El Cajon, CA 92020

*Hosted by the San Diego Rose Society
Friday, April 21, 2023—Sunday, April 23, 2023
Convention Registration: \$75*

Schedule

Friday, April 21

3:00 p.m.—4:00 p.m. Felco Workshop with Jennifer Thomson

Saturday, April 22

1:00 p.m.—5:00 p.m. Rose Show and Silent Auction open to the public (this is a free event); auction bidding ends at 4:00 p.m.

2:00 p.m. Consulting Rosarians meeting with Tom Cooney

3:00 p.m. Horticultural Judges meeting with Chris Greenwood

4:00 p.m. Arrangement Judges meeting with Gerry Mahoney

Sunday, April 23

8:30 a.m.—12:00 noon Garden tours ***

12:00 noon—2:00 p.m. District Meeting and Awards Luncheon, including Rose Show Awards

2:00 p.m. Live Auction; free to all

This convention will include a silent and live auction of several roses, some of which are rare or hard-to-find. Proceeds will benefit the San Diego Rose Society.

If you would like more information about this event please refer to the San Diego Rose Society's website sdrosesociety.com.

Contact Linda Clark at lincline@cox.net if you have questions about exhibiting in the show or how you can help with this event.

Click here to download the show schedule:

<https://www.sandiegorosociety.com/s/2023-district-show-convention-FINAL.docx>

*****Latest Information on Garden Tours**

Due to the smaller than usual number of registrations, we had to cancel the use of the a bus for transportation to the garden tours and instead, move to a carpool plan. Refunds will be offered at the convention for those who have already paid for the bus tour. Sorry for the inconvenience. We hope you will join us in making this a successful convention....Linda Clark, Chairperson.

Additional Rose Show Information

By Linda Clark, lincline@cox.net

This year the SDRS rose show will work in conjunction with the Pacific Southwest District Show and Convention. It is just a fancy way of getting together for a great show and to compete for the district challenge classes. I urge you to register for the convention if you are able. It helps support the district and allows you to enjoy lunch at the venue, supper at the Clark home garden that evening, Sunday morning open gardens, Sunday awards luncheon and live rose auction. If that's too much, the rose show part is free to exhibit and attend.

We will set up the show on Friday, noon – 2 p.m, so come if you can help get the tables and tags ready for the Saturday show. At 3 p.m. there is a wonderful opportunity to hear all about Felco tools. Hope to see you there.

Thank you in advance for sharing your blooms. The weather has been tricky. It would be sad to have an empty hall. So be brave and support the show by cutting your roses. Join us in the parking lot to prepare and enter them any-time from 6-10 a.m. Saturday morning. Entries close at 10 a.m. to make way for the clerks and judges, working hard to award the top exhibition blooms. After judging is complete the show will be open and ready for all to view. We hope it will be a spectacular affair.



*San Diego Rose Society's
95th Annual Rose Show, Rose Auction and
Garden Tour
Pacific Southwest District Rose Show and
Convention
Friday, April 21, 2023—Sunday, April 23, 2023*

Registration Form

First Name: _____ Last Name: _____

Address: _____

City: _____ State: _____ ZIP: _____

Phone: _____ Email Address: _____

Your Local Rose Society Membership (e.g. San Diego Rose Society) _____

Please check the box below for the event you are planning on attending:

\$75 per person General Registration includes Friday afternoon Felco demonstration, Saturday lunch, Saturday evening Supper at the Clark home, Sunday Awards Luncheon

Spouse or Partner's First Name: _____ Last Name: _____

\$75 per person General Registration

Payment Options: (Use only one option)

1. Send this form and a check payable to SDRS to:

**San Diego Rose Society
P.O. Box 86124
San Diego, CA 92138-6124**

or,

2. Use this link to register electronically and pay using PayPal:

<https://www.sandiegorosesociety.com/rose-convention>

What To Do In the Rose Garden in April Advice From Our Consulting Rosarians

Amazing April!

Christine and Rand Allan
Residence: Mt. Soledad

April is an exciting month for rose growers as this is when you get that splash of first bloom of the season color in your rose garden. It is glorious to behold, and each day there's more and more. This is also the time while you're enjoying the new color to patrol for pests and any other problems to get on top of it before it becomes a major problem. This month, you'll want to pay particular attention to your roses to start evaluating bloom development as we near the middle of the month for the annual San Diego Rose Society Rose Show April 21-23.

At the April 17th General Meeting, the program will be focused on how to prepare, stage and exhibit roses, so you will have an opportunity to learn these valuable techniques from the experts which you can apply when exhibiting your roses. Linda Clark will also be sharing a judge's perspective when evaluating/judging exhibited roses. Also, April (and May) are the months when some of our members hold open gardens at their homes. Please take advantage of these opportunities as there is always something new to learn and at the same time enjoy their beauty.

Now, on to rose care for April. During the month of April in our garden we continue to follow our fertilizing schedule of feeding monthly and will do so through the month of June. Our application is the following: 1 cup of Biostart sprinkled around the base of each rose. Make sure the ground is moist before applying the Biostart and the rest of the fertilizer recipe. *We dissolve the following in a two-gallon bucket of water: ½ cup Magnum Grow, 1 Tablespoon of Humic Acid; 2 Tablespoons of Better than Fish; 2 Tablespoons of Seaweed Extract; ½ teaspoon of Iron Chelate, and a couple drops of Jump Start.* Each bush receives its own two-gallon bucket of this fertilizer concoction.

We have a drip watering system and run ten-minute watering cycles three times a week. We were truly blessed this winter with more rain than usual. We turned our irrigation system off in mid-December and only had to turn it on once in January before shutting it off for the rest of the winter. We are fortunate in Southern California to have the right kind of weather lengthening our rose growing season, so care for your roses by feeding them regularly, and they will reward you in return with beautiful blooms and healthy growth.

As a consulting rosarian, I have been invited to consult on a project at the Mt. Soledad National Veterans Memorial. The project is starting off with a small rose garden (roses will all have patriotic-related names). Together with the Village Garden Club of La Jolla and the Mt. Soledad National Veterans Memorial Executive Director, we have selected 'Veterans Honor', 'Honor', and 'Stars 'n Stripes' for these small plantings. Debbie Magnuson also participated in the initial meeting identifying planter locations and patriotic roses. Did you know that up to 500 visitors from all around the world visit this Veterans Memorial each day? Stay tuned for future updates on this project.

True to its ambitious form this year, our 'Mergie' rose (hybridized by our Bob Martin, named for his mother and registered as MARMie), was the first to bloom in our garden. So we share this photo.



continued on page 12

Confused Roses!

By Bill and Elaine Ornelas, cornelas1949@att.net



I recently 'listened' to a conversation between two of our rose plants. One said 'With all of this rain should I go back to sleep?!' The other rose responded 'No, I think we should grow! The sun will be coming out soon and warm us up!' Our roses are a bit confused with all of the rain we have received here in San Diego County. But in between the rain storms I can see them responding to the warmth and light of the sun. It's wonderful to watch the clean, healthy leaves pushing out and the buds of the blooms swelling more and more. Soon we will be flooded with bountiful blooms, just in time for our rose show.

In the past, we have always braced ourselves at this time of year for aphids but right now we are only seeing one or two. What a blessing that is! But we will continue to be **vigilant for aphids and any other pest**. If we do see aphids our best defense is not to use insecticides, but to spray them with a strong spray of water from a water wand. It is very effective and we also believe that the strong water spray helps to reduce the diseases which come from fungal spores and the

effect of spider mites when the weather warms up more. It is always best to stay ahead of the pests and fungal diseases before they get a 'grip' on our roses.

Powdery mildew is usually the first fungal disease we see on our roses. But if you establish a regular spray program for fungi, it will limit the negative effects of mildew. Once mildew gets established on a rose bush, it is very difficult to eliminate so preventative spraying is the key for this disease. We spray organic sprays like Actinovate and Serenade about every 3 weeks. Be sure and read the product label and wear protective clothing when using these or any sprayed product in the garden.

With all of our rain, even though appreciated, and the weather starting to warm, you may also start to see the signs of another fungal disease...**botrytis**. This disease affected rose blooms during periods of cool and



wet weather. The affected flowers may not open and are covered with brown discoloration and pink spots. It may also affect the canes. It is critical to remove the affected blooms and canes, bag them up and throw them in the trash. I find that covering the entire affected bloom with my hand before pulling it away from the stem helps to keep the spores from being distributed. Fungicides will help suppress this disease, but good sanitation practices and avoiding overhead watering will also help.

Now that you hopefully have started your **fertilizing program** and with mid-February feeding of BioStart, you will need to continue fertilizing now that new growth has started. We also distributed alfalfa meal and John and Bob's Soil Optimizer with our January feeding. Starting now and every 3 weeks, we will fertilize our roses with several of the products that we obtained at the SDRS fertilizer sale. We dissolve our fertilizers in 50 gallon rain barrels which filled easily with all of the rain we received. Our formula is 3 cups Magnum Rose, 3 cups fish emulsion, 3 cups seaweed extract, 1 cup Epsom Salts, 1/2 cup Bio-cozyme, 1/2 cup Jumpstart, 1/2 cup humic acid and 2 tablespoons iron chelate. We apply 2 gallons per large bush and 1 gallon per small bush. If you prefer not to be 'complicated' in your formula, just the Magnum Grow and fish emulsion will suffice. Even applying one product like Dr Earth Rose and Flower Fertilizer will benefit your roses.

So have a wonderful time in your garden, having 'conversations' with your roses! This is a wonderful time to anticipate the blooms about to happen and to think about which ones will win blue ribbons at our upcoming rose show!


How to Use Earthworm Castings in Your Rose Gardens

By Elaine Ornelas, cornelas1949@att.net

I was privileged to be asked to write an article on the value of utilizing earthworm castings in growing roses for the *2020 American Rose Annual*. In the article I described the method we use in our own garden for growing earthworms, known as vermiculture, and harvesting their waste material, known as castings, for use in our gardens. I was recently asked to publish a short article in our San Diego Rose Society newsletter about the use of castings in our rose garden.

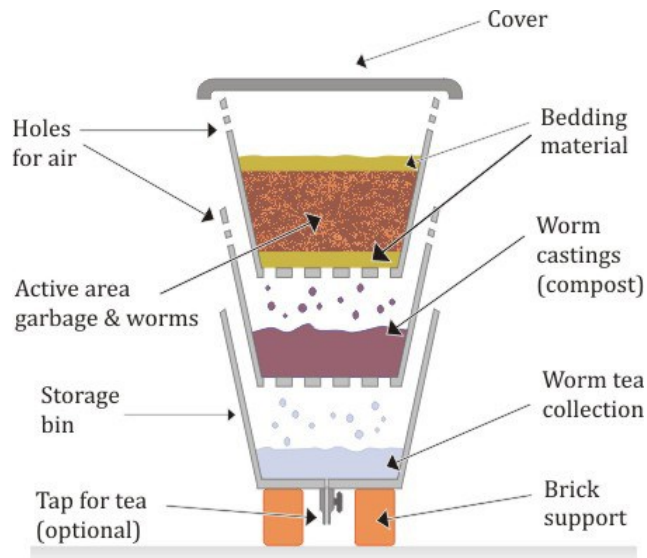
Several of our SDRS members participate in vermiculture including Deborah Magnuson and Gary Bulman. There are numerous benefits from having earthworms in our gardens but the value of distributing their castings around our rose plants adds nutrients such as nitrogen, phosphorus and potassium to the soil. In addition there is some reporting that the presence of earthworms may reduce the presence of garden pests. In our own garden we have found accelerated growth of our roses with the use of castings as well as improved foliage health. It is an inexpensive, nutrient-rich, organic, slow-release fertilizer.

In our garden, we work about 2 cups of castings around existing standard sized rose plants and work it into the soil, watering it in well after. Smaller bushes received 1 cup.



Also, casting tea can be prepared by several methods.

1. Place some castings in an old pantyhose leg and place it in a bucket of water overnight. By morning you can add it to your garden.
2. You can also fill a five-gallon bucket with rain water or city water left in the bucket for 24 hours to eliminate chlorine. Add a bubbler or air stone to the bottom of the container. Add 1/4 cup of unsulfured molasses to the water and stir. Add four cups of worm castings and allow to bubble overnight. Filter the solution using cheesecloth and use the solution to feed roses or as a foliar spray for them.
3. Use as a liquid fertilizer by mixing one cup of castings with one gallon of water and let sit for one week before applying to the soil.
4. Add castings to potting soil.



Note: If you would rather not use a device (similar to the one pictured at left) to raise your earthworms and harvest the castings, you can purchase bags of readily available earthworm castings from local nurseries such as Walter Andersen Nurseries, Armstrong Nurseries, Home Depot or Ace Hardware. These products are ready to use in your gardens.

Above: The basic system for most vermiculture devices

We utilize the Can-Worms device in our garden.

The Triangle That Makes Sense

By Rita Perwich, ritaperwich@gmail.com

Math was not my favorite subject in school, so I have always been a little wary of mathematical concepts. But growing roses introduced me to the disease triangle which is one triangle that really makes sense. This is good news because understanding the disease triangle makes growing healthy roses much easier.

Sometimes a rose garden is not all rosy. Along with the beauty and the fragrance, the part we love, comes the part we dread, the fungal diseases. Three parameters depicted as the three legs of the triangle are required for fungal disease to occur. We can minimize the occurrence of disease and maximize the health of our roses when we understand the components of the disease triangle and manipulate them to our advantage.



Components of the Disease Triangle

- The first parameter is a susceptible host. Some roses are a host for the pathogen, but some roses are not because they have genetics that are resistant.
- The second parameter is a pathogen that is virulent. Virulence is defined by Dr. Mark Windham in *A Guide to Rose Diseases and their Management* as “the ability of a pathogen to infect and colonize a host and to reproduce.” Black spot is a common fungal pathogen in San Diego rose gardens, but the spores must soak up water from the environment before they can germinate and become virulent. This makes black spot less virulent in the dry summer months.
- The third parameter needed for the pathogen to infect and the disease to develop is a conducive environment. Black spot spores (conidia) can infect new living tissue when they have six hours of wet conditions. The environment would not be conducive for the disease to develop where the humidity is very low, and the plant foliage is able to dry quickly. But the environment can be just right for the pathogen to infect, colonize and reproduce in rainy years, and in coastal areas and environments where plant foliage dries more slowly.



Black spot is a common fungal pathogen in San Diego rose gardens and it is more prevalent in rainy years.

Minimize Disease

- Plant disease-resistant roses. We have control over the first parameter, the susceptible host. If the pathogen is present and virulent but the rose is resistant to the pathogen, disease will not develop. For this reason, we should aim to plant roses that are resistant to the pathogens that are most prevalent in our area. This is the least expensive and least time-consuming disease management tool. Resistance is a relative term. Some resistant plants are susceptible to the disease, but the symptoms are mild and limited and do not affect the plant's vigor.
- Manage your plant's stress. In some ways, plants are just like us. They too can suffer from stress! Plants do best in the conditions that nature decrees for them. We create a setting for plant stress when we plant our sun-loving roses in the shade or in a poorly draining soil. This type of stress is called abiotic stress and results from unmet plant needs, usually too much or too little of something. An abiotically stressed plant is not diseased but it will be more susceptible to disease.
- Avoid the super-spreader, over-stuffed garden. It is so tempting when we are out of space to keep cramming roses into our garden. Here is another example where plants are just like us. They need their personal space. Overcrowded roses are doubly challenged: competition for sun, water and nutrients can make them more susceptible to disease, and cramped conditions can be a conducive environment for the pathogen. Fungal dissemination becomes easy and efficient when foliage from different plants intertwine, sunlight is blocked, and good air circulation is hampered.

continued on page 15

- Horticulturally sound cultural practices prevent and manage disease. These cultural practices include the following:
 - Pruning roses and opening them up to sun and air.
 - Spacing roses properly (based on their size at maturity) to maintain air circulation between plants.
 - Strolling through the rose garden regularly to detect disease, and cutting out and removing diseased leaves, petals and canes from the garden when damage is still light.
 - Fertilizing, but not too much and not too little. To get the amount and type of fertilizer just right, get a soil test and a recommendation from a soil laboratory.

Some Facts About Fungicides.

Roses can be grown successfully without the use of fungicides. Fungicides are not a magic bullet, and their use can be very time consuming and expensive. If you decide to use fungicides, remember that they work best when used preventively and are either minimally or not at all effective when sprayed after an infection is established.

- Topical fungicides stay on the outside of the plant and protect only the foliage that was sprayed. New growth that emerges after spraying is unprotected. This means that these fungicides must be re-applied every 7- to 14-days and more frequently in rainy weather. Loss of sensitivity to the chemical (fungicide resistance) does not generally occur with topical fungicides.
- Penetrant fungicides are systemic and are absorbed by the plant into plant tissue. Some of these fungicides can inactivate pathogens that have infected plants but have not yet expressed symptoms. Some can inactivate fungi that are already expressing symptoms. The big problem is that these fungicides must be rotated in a spray program with other fungicides with a different mode of action to avoid fungicide resistance.
- Organic fungicides which include sulfur or copper may need to be applied more often than synthetic fungicides.
- Protective clothing including chemical resistant gloves and goggles should be worn when spraying all fungicides. The label of all fungicides must be read very carefully to avoid personal injury and damage to roses.

A mathematical formula for healthy roses? Absolutely! It is contained in a triangle: plant resistant cultivars, employ sound cultural controls and nip disease in the bud with knowledge and watchfulness.



Disease resistance is relative. These resistant roses are still blooming and healthy despite having some black spot on their leaves. The leaves with black spot should be clipped and removed from the garden to contain the spread of the pathogen.



Good Food, Spring Grooming Tips and Rose Travel Tips March's Meeting Had Them All!

By Natalie Stout, nstout92116@gmail.com

If you were part of the crowd at our March 20 meeting, you were greeted by tables groaning with creatively-selected, beautifully-prepared potluck offerings, and you were obviously someone who contributed to those offerings because there were so many good things to choose from and even enough to go around! Our Hospitality Crew, Marilyn Cooper-Ongley, Kathleen Cole, Lisa Perkis and Lynn Woodfine, outdid themselves keeping everything organized and clean, and they even had some plates and utensils on hand for folks who forgot to bring their own. Dinner was a lot of fun and good bonding time, too!



Robert Russell did a wonderful job organizing the presentations, which were very timely as our roses leaf out for the year and as we groom our gardens for the best spring blooms and prepare for rose show season. Robert, Linda Clark, Sue Streeper and Bill Ornelas all shared great grooming tips, both basic and creative. From early season feeding and spraying to starting to direct our roses' growth, they touched a lot of bases. Explanations and rules of thumb regarding grooming practices that were shared included disbudding, thumb pruning, cutting out blind ends and generally routing our bushes' energy to promote the best blooms. The audience was lively and engaged, asking questions that brought out a lot of good tips.



The presenters also shared tips about getting roses ready to travel to shows, which is an excellent precursor to the presentations at April's meeting, when we will spend some time on grooming roses at a rose show as we enter them. The rosarians talked about their pre-travel grooming practices and their diverse tool kits, from tackle boxes to backpacks, and the variety of staging tools they keep in them. And we heard what they generally use their tools for. We saw travel cups in various sizes, ranging from "Big Gulp" to DIY from Home Depot parts. And we saw and heard the advantages of travel crates in various forms, ranging from "milk" to Amazon box. All of that gave us a feel for how, with experience, each person figures out what works for them for showing (just like with growing!)

Their tips also got us thinking about how our preparations before the show put us ahead of the game. The practice of filling out show tags at home, for example, was one of the many tips shared. The timing of selecting roses we would like to show from our garden was also discussed, and even how a rose refrigerator is used was covered.

Barbara Lester shared tips on getting photography entries ready for show. She shared excellent thoughts on planning in advance to ensure our pictures are ready on time, and that we have the mounting materials and other resources needed on hand. She also recommended various resources and mounting techniques she likes to use, no doubt saving a number of us quite a bit of future trial and error!

The audience engagement continued throughout, evoking some memorable and useful quotes from the experienced and successful showmen in the room:

On show grooming:

"It's not cheating, I'm just putting 'lipstick' on it!"—Robert Russell

"You can take things off a rose, but you can't put anything back on."—Gary Bulman

On not being intimidated by showing roses:

"You're only competing against what's in the show" and


"You play the hand you're dealt"—Linda Clark

And finally, the most profound wisdom of the night, from a gentleman who knows whereof he speaks:

"He who works the hardest usually wins!"—Gary Bulman

Membership News for April 2023

By Kirk Rummel, Membership Chair, knrummel@sbcglobal.net



The new members we obtained in March were not as large in number as our February crowd after the pruning demonstration and seminar but we are still pleased that the membership continues to grow. We continue to work hard to make sure all our members are receiving the benefits they want from our organization. Your ideas on how to make that happen are always welcome!

On the good news side we are delighted to announce that we will soon be modifying our website so that we can accept credit card payments directly without the Paypal interface. We hope this can make any membership fees, event charges, and other donations or purchases easier. Stay tuned.

Now for March we had four new members so we need to look for them at our meetings and say hello. We welcome:

Carolyn Mollie Bigger

Victor Lopez

Deanne Monte

Penny Friedman



There is a Membership Application/Renewal form online at <https://www.sandiegorosesociety.com/join>

You can pay using any of the following methods:

- online via PayPal, <https://www.sandiegorosesociety.com>
- by mail with a check to: San Diego Rose Society
PO Box 86124
San Diego, CA 92138-6124, or
- in person at the next meeting by cash, check or card

Your membership allows you to keep learning the best methods of growing great roses and to receive:

- Your monthly issues of *Rose Ramblings*, and
- Access to:
 - our wonderful monthly meetings in Balboa Park
 - members' open gardens
 - rose shows
 - our annual fertilizer event and so much more!

***Roses are budding out and even more rain
is coming.***

It will be a great year for roses!

Save the Date for Our Rose Pilgrimage!

Saturday, June 24, 2022

8:00 a.m. to 6:00 p.m.

By Natalie Stout, nstout92116@gmail.com

Get ready for another memorable SDRS Pilgrimage! It's been six years since we've been to the Huntington Library, Art Museum & Botanical Garden in San Marino, so it's high time for another fabulous day enjoying the wonderful rose garden, the other beautiful gardens, the library and the art museum.

Here's the plan for this SDRS tradition, thoughtfully coordinated, as always, by Sue Streeper. It will be a day of fun, friends and roses to cherish!

- Our Sun Diego charter bus loads from **7:30 a.m. to 8:00 a.m.** in southern section of the parking lot at Observation Point in Balboa Park, which is next to the old Balboa Naval Medical Center and the San Diego Veteran's Memorial Building. (The nearest intersection for your navigation is President's Way and Park Blvd. Go south into the parking lot from there.) We will leave promptly at 8:00 a.m.
- We should **arrive at the Huntington about 10:30**, and we can spend some time in the three-acre rose garden.
- Then we will be enjoying a box **lunch** catered by the Huntington in a private picnic area.
- We also anticipate getting to spend a little time **visiting with Tom Carruth**, the curator of the Huntington's Rose Collection, whose name you will also recognize as the hybridizer of many of your favorite roses. He was in charge of hybridizing at Weeks Roses from 1988 to 2012. Rose varieties among the over 150 we owe to his talents include 'Julia Child,' 'Marilyn Monroe,' 'Memorial Day,' and 'Rock and Roll.' Information about Tom Carruth on HelpMeFind.com includes a citation from a 1998 Dick Streeper article called "Queen Maker" that was published in *Rose Ramblings* and *American Rose* magazines. The article referenced Mr. Carruth's first All-America Rose Selections winner in 1997, 'Scentimental.' Other roses that we all know among his 11 total AARS winners include those listed above plus 'Fourth of July' and 'Betty Boop.'
- After lunch we'll be able to **explore all that the Huntington has to offer until about 3:00 p.m.**, when we'll be homeward bound, with **return to Balboa park about 6:00 p.m.**

The cost of this trip will be **\$99 per person**, which covers the bus ride, your Huntington admission and lunch. Adding to the value of this amazing time, the bus ride will feature both snacks and a restroom!

Reserve your place in the fun now! The usual payment options apply:

- Pay via PayPal on our website: <https://www.sandiegorosesociety.com/> under Events. (Note if you pay directly via PalPal, please search for sdrstreas@gmail.com as the payee, not San Diego Rose Society.)
- Mail a check to San Diego Rose Society, P.O. Box 86124, San Diego, CA 92138-6124
- Pay in person at a meeting

Please send any inquiries about the Pilgrimage to sandiegorosesociety@gmail.com.

A Visit to the Oahu Urban Garden Center in Pearl City, Hawaii

By Beth Van Boxtel, bethpaige@gmail.com

I recently visited the rose garden located at the Oahu Urban Garden Center. The Honolulu Rose Society partnered with the University of Hawaii College of Tropical Agriculture and Human Resources in developing what is currently the largest rose garden on the island of Oahu beginning in 2009. The garden began its journey with a donation of 135 bare root roses. The roses were potted and transplanted into the existing garden in 2011. Since then, Weeks Roses and Star Roses, as well as K&M Roses, have donated or sent roses to add to this garden, which is now home to about 280-300 roses (with over 85 varieties). Hawaii is in Zone 11 (we are in Zone 9), and roses grow very well year-round in this climate. The roses are planted in well-draining soil, and they love a good mix of the warm heat, light to moderate humidity and year-round rain.

The garden contains a special rose called 'Lokelani'. It's an old garden rose, and it's the oldest rose in this garden. The other varieties of roses in the garden include 'Life of the Party', 'Sunset Horizon', 'Memorial Day', 'Grand Dame', 'Sultry Sangria', 'Arctic Blue', 'Enchanted Peace', 'Mister Lincoln', 'Sparkle and Shine', 'Bolero', 'Pope John Paul II' and many others that are fairly easy to find for sale. They have a few rare roses including 'Betty White', 'Brick House', 'Pink Flamingo', 'Pink Snowflakes', and 'Francine Austin'. They also have a few 'Dona Martin' roses (a sport of 'Randy Scott', found by SDRS former member Bob Martin). The 'Dona Martin' roses are on Fortuniana rootstock. Bob and Dona Martin met a few of the Honolulu Rose Society members at rose-related conventions and special invitational events over the years, and that is why they acquired the roses.

The garden is maintained by a weekly maintenance crew of about 10 Honolulu Rose Society members who lovingly care for the roses once a week. In addition to that, they have a couple of members who go to the garden 3 times a week to take care of weeds and any debris that sometimes blows down from the hillside.

For pests and disease, they practice IPM (integrated pest management) methods and use a strong stream of water as their first line of defense against bad bugs. They spray fungicide every two weeks and only use Conserve to spray for Chilli Thrips a couple of times each year.

The main bad bug that they battle in Hawaii is the Chinese Rose Beetle, a close cousin of the Japanese Rose Beetle. Chinese Rose Beetles hate light. Home Depot, which is located just over the hillside fence, installed bright lights in their parking lot about 10 years ago. The light from those light fixtures cascade down to most of the roses in the main part of the rose garden and thus, they do not have to use any insecticide to control them.

The garden is not considered a public rose garden. It's owned by the University of Hawaii and like all gardens at the Urban Garden Center, the main purpose of the garden is educational. They use the garden as a classroom to teach members and the general public everything there is to know about growing roses in Hawaii's unique climate.

Contact the Honolulu Rose Society to find a good time to visit this garden on Oahu:

www.honolulurosesociety.org

Rose Pavilion

The custom-designed multi-purpose Rose Pavilion was completed in September 2012. The pavilion features Don Juan climbing roses on its pillars and rambling roses on its rooftop along with some of the newest rose introductions in its standing planters.



Terrace Rose Garden



The right terrace beds were completed in July 2013 and the left terrace beds in March 2014 with the help of the Boy Scout Troops 147 and 153 from Aiea, Hawaii.

This garden showcases samples of

different classes of modern roses such as Minis, Minifloras, Floribundas, Hybrid Teas, and Grandifloras.

Peace & Heroes Rose Garden

The Peace Rose Garden was created as a destination point for the Peace Garden Pathway which is still in development. This area highlights the famous "Peace" rose and other related roses. Contest winners from Oahu Elementary schools proudly display their winning entries of "What Peace Means to Me" on plaques in the garden.



The Heroes Rose Garden features roses named after individuals who sacrificed their lives for the greater good of mankind.

Contest winners from Oahu Elementary schools proudly display their winning entries of "What a Hero (Heroes) Means to Me" on plaques in the garden.

Showcase Rose Garden

Roses exhibited in this section of the garden were selected for their fragrance, color and ease of care. Select varieties featured in the garden will be replaced each year so visit often to see the latest and greatest roses available on the market. Roses planted in the Showcase Rose Garden are listed on the map.



2023 San Diego County Fair Flower Show is Coming! Is There a Blue Ribbon (and \$\$\$) Waiting for You?!

By Elaine Ornelas, cornelas1949@att.net



I have been attending the county fair since I was 3 years old (some 70 years ago!) with my family, and now with my husband Bill. The fair has actually been around since 1880. I fondly remember the exhibit halls filled with flowers, oranges, and avocados. I loved the barns with the cattle, sheep and goats and back then, that was when they hosted the National Horse Show. We stayed the whole day, and brought our own meal of homemade fried chicken, potato salad and apple pie. Sometimes we were treated to a corn dog or cotton candy. Several years ago my mother, Maxine, won a blue ribbon for her entry of 'stickies', which were homemade pastries made of pie crust, cinnamon, sugar and butter. She was astonished!

But since about 2010 Bill and I have been entered our flowers in the flower show at the fair. We arrive around 2 a.m. on the day of the show and assemble our entries along with several other SDRS and other flower club members. Frequent attendees include Linda Clark, Ken Huff, Gary Bulman, Ruth Tiffany, Kathy Strong, Ann Pease, Beth Van Boxtel along with several others. John and Barbara Lester (when John was still with us) and Bob and Dona Martin (when Bob was still alive) also came to exhibit and/or judge the show. It is great fun! **And you can win substantial prizes!** First place wins are valued at \$6, second is \$5, third is \$4, and fourth is \$2.

The 2023 San Diego County Fair will be opening on June 7th this year and it is so exciting that, after the challenging COVID years, it will be fully open to us, ready for us all to exhibit our roses and other flowers in the flower show, named the Paul Ecke Jr. Flower Show. There are sections for roses, dahlias, gladiolas and miscellaneous flowers (fondly referred to as the 'Weed Section').

Here are some important dates for the fair flower show:

Entry Deadline: Friday, May 26 at 11:59 p.m.
Exhibition: June 7-July 4, 2023
Awards Ceremony: Monday, July 3, 9:00 a.m.

Here is a link to register for the fair Specimen Blooms section: <https://sdgard.fairwire.com/>

Here is a link for the flower show program:
https://downloads.delmarfairgrounds.com/sdfair/2023/exhibits/competitive-exhibits/flower-show_specimen-blooms_entry-materials.pdf

We hope that all of you will attend the fair flower show. It is so much fun and quite competitive but there are novice categories so you can still win! After entering our flowers, many of us go out to breakfast and it is a joy to come together with all of our rose friends.

2023 American Rose Society Convention

The American Rose Center

Shreveport, LA

May 5-7, 2023

'Time For Roses! Come Home to America's Rose Garden' will be the theme of the 2023 ARS National Rose Convention to be held at the American Rose Center in Shreveport, Louisiana, May 5-7, 2023. It is time to celebrate this "Crown Jewel" of the American Rose Society. Most of us have never been there but after seeing the great article and photos by Marilyn Wellan in the March/April issue of the *American Rose*, didn't it make your heart desire to see the garden?? The clockworks design is amazing to see. This garden is our heritage and our home and now it has been transformed by the Great Garden Restoration into a stellar destination for all rose lovers.

We can travel now and we can take our beautiful blooms to rose shows. This convention will include a rose show at the American Rose Center (ARC) as well as featuring all the wonderful speakers and events we love to attend at ARS conventions.

The rose show will be chaired by Linda Clark of San Diego, CA and Billie Flynn, of Alexandria, LA. The convention will be chaired by Ruth Tiffany, San Diego, CA and Carrie Bergs, Milwaukee, WI, with the support of a committee representing local and distant societies. If you have ideas, skills to bring or wish to be a 'Rose' for the convention please contact one of us.

Rose lovers are really good planners so here are a few particulars so you can calendar and prepare for this event. The rose show will be on Friday, May 5. Saturday, May 6 will include exciting events in the rose garden and at Klima Hall at the ARS Center, ending in a Celebration Awards Banquet on Sunday, May 7. We'll also schedule meetings, garden tours and the ARS Board meeting.

This is the weekend of the best bloom in Shreveport so we will be greeted by amazing blooms. Several of us from SDRS are planning on bringing rose blooms from our garden for this rose show and we hope all of you who are planning on attending this event

do too!

You can fly into Shreveport or Dallas and rent a car for the three hour trip. We sure hope lots of you decide to drive though, so you can bring your best blooms to show.

The American Rose Center – You need to come. It is TIME TO COME HOME TO THE ROSES!

Ruth Tiffany ruthsgarden@msn.com
619-548-6950

Here is the link for registration, schedule and hotel reservations

<https://www.dallasrosesociety.com/ars-national-convention>



Please Help With One of Our Crown Jewels!

Our 2024 SDRS Garden Exhibit at the San Diego County Fair

By Elaine Ornelas, ornelas1949@att.net

Our San Diego Rose Society has not participated in the San Diego County Fair's Garden Show with a rose exhibit since 2019. Most of this was due to the COVID restrictions. But now the fair will be fully open and here's our chance to participate in the garden show once again.

But 'Why Should We?'...you ask. How does it benefit our society and the community? Each year when we have this exhibit at the fair we harvest many new members by having docents present in the exhibit. We also get to link up with the attendees of the fair, many of whom are anxious to know more about roses and how best to grow them. Both of these items are built into mission statement of our society.....to spread the word about our favorite flower, The Rose. There is really nowhere else in the fair that provides the valuable information to these attendees than our own SDRS representatives.

Like other efforts at the fair, the rose garden display there does not build itself! My husband and I have led the effort for three years in the past and we can attest that it is a bunch of fun. Our own Sue Streeper along with her husband Dick, have also volunteered to coordinate this effort in the past. Zella and Richard Burk have also led the project. Each of us have harvested strong teams full of unique ideas and a willingness to fulfill our mission. (See photos below.)

In the past we have had complex garden designs with lots of fun props, and also some simple basic gardens with just roses. It does not have to be complicated....we just need roses and people.

So.....we have quite a bit of time to plan for the 2024 fair rose garden but we need to start now developing a plan and garnering volunteers. We have around 250 members in our society. Surely we have a dozen or so folks who would be able to participate in this project. **It really just takes a few meetings and a little 'muscle' on the build day to put it all together. It's really not that much work. Won't you help out? We really could use your help!**

If you are willing the coordinate the project or serve in a small way with putting the rose garden together, please contact SDRS President Natalie Stout (nstout92116@gmail.com) for further information.

**WE CAN DO THIS....TOGETHER!
THANK YOU**



In Our Thoughts and Prayers.....

We are happy to hear that Christine Allan is recovering nicely from her recent knee surgery.

If you know of members in our society dealing with health issues and who might be needing our support please send an email to our SDRS Corresponding Secretary, Elaine Ornelas at ornelas1949@att.net so that she might communicate with them.



Event Calendars and Web Sites

San Diego Rose Society Calendar of Events

2023

April 4, 2023, 7:00 p.m.: SDRS Board Meeting

April 17, 2023, 7:00 p.m.: SDRS Monthly Meeting;
Casa del Prado, Balboa Park; no CR corner; first Little
Rose Show

**April 22-23, 2023: SDRS and PSWD District Rose
Show;** Ronald Reagan Center, El Cajon, CA; details on
pages 4-5 of this issue

April 29-30, 2023: SDRS Members' Open Gardens
(more detail on pages 1-3 of this issue)

May 2, 2023, 7:00 p.m.: SDRS Board Meeting

May 13-14, 2023: SDRS Members' Open Gardens
(more detail on page 4 of this issue and in the May news-
letter)

May 15, 2023, 7:30 p.m.: SDRS Monthly Meeting;
Casa del Prado, Balboa Park; CR corner starts at 7:00
p.m.

June 6, 2023, 7:00 p.m.: SDRS Board Meeting

June 19, 2023, 7:30 p.m.: SDRS Monthly Meeting;
Casa del Prado, Balboa Park

June 24, 2023: SDRS Pilgrimage

**(no monthly meetings, board meeting or newsletters
for the months of July and August)**

Other Local and Regional Gardening Events

2023

April 15-16, 2023: Coronado Flower Show; [https://
coronadoflowershow.com/](https://coronadoflowershow.com/)

**April 16, 2023: CCRS 23rd Annual Spring Auction
of Rare and Unusual Roses;**
<https://www.ccrsauction.com/>

**June 7—July 4, 2023: San Diego County Fair and
Flower Show**

San Diego Floral Association Calendar [http://
www.sdfloreal.org/calendar.htm](http://www.sdfloreal.org/calendar.htm)

San Diego Botanic Garden Foundation Calendar
<https://www.sdbgarden.org/events.htm>

National Calendar of Events

2023

**May 5-7, 2023: American Rose Society Conven-
tion at America's Rose Center in Shreveport, LA;**
(details on page 21 of this issue)

Useful Websites and Links

San Diego Rose Society
(www.sandiegorosesociety.com)

American Rose Society (www.rose.org)

American Rose Society Pacific Southwest District
(www.pswdroses.org)

Del Mar Rose Society ([http://
delmarrosesociety.org/](http://delmarrosesociety.org/) and for events [http://
delmarrosesociety.org/events](http://delmarrosesociety.org/events))

California Coastal Rose Society ([https://
www.californiacoastalrose.com/
CCRS Meetings and Events.html](https://www.californiacoastalrose.com/))

Help Me Find (roses) (www.helpmefind.com/rose)

We're Here to Help!

Process for Contacting Consulting Rosarians

By Elaine Ornelas, ornelas1949@att.net and Beth VanBoxtel, SDRS webmaster

What is a Consulting Rosarian? It is someone who has been certified by the American Rose Society to provide free advice on how to best grow roses. If you need advice for starting or maintaining your rose garden, or for diseases and pests that adversely affect your roses, please contact us using the method detailed below. We're here to help you!

The listing below for consulting rosarians is also listed on the San Diego Rose Society's website, including phone numbers and email addresses. Our website is a public domain and can be viewed by everyone and is intended to be that way so that the public can harvest useful information about growing roses. However the email addresses can be accessed by 'web crawlers' and can be used to generate spam emails and spam phone calls. Listing emails and phone numbers is not a good idea with today's data breaches. So our board has decided, at our webmaster's encouragement, to not post emails and phone numbers.

So the procedure for contacting consulting rosarians is to use a generic contact email address, listed below. Once the user accesses this email the message goes directly to the webmaster who will forward the email on to the appropriate consulting rosarian. Hopefully this will prevent any adverse conditions which might have resulting from having the emails and phone numbers posted readily.

SDRS email address: sandiegorosesociety@gmail.com

Consulting Rosarians for San Diego Rose Society

Name	Area	County Location
Christine Allan	La Jolla	W
Steve Berry	San Diego	C
Melinda Bourg	Santee	E
Frank Brines, Master Rosarian	San Diego	E
Gary Bulman, Master Rosarian	Escondido	N
Linda Clark	La Mesa	E
Kathleen Hider	Santee	E
Ken Huff	Escondido	N
Bob Kolb	Sunset Cliffs	W
Deborah Magnuson	Clairemont	W
Carl Mahanay	Imperial Beach	S
Soledad "Rita" Morris	San Diego	C
Elaine Ornelas	Clairemont	W
Bill Ornelas	Clairemont	W
Rita Perwich	Coronado	W
Sandra Phillips	Bay Park	C
Jim Price	San Diego	C
Dwyn Robbie, Master Rosarian	Del Mar	W
Robert Russell	Crest	E
Natalie Stout	Kensington	C
Sue Streeper, Master Rosarian	El Cajon	E
Ruth Tiffany, Master Rosarian	San Carlos	E
Beth Van Boxtel	Encinitas	N
Christian Williamson	San Diego	C

List of Nurseries for Roses

Here is a list of nurseries which some of our rosarians commonly use to obtain roses.
Some of these are local and some are some distance from San Diego or are for on-line ordering only.

LOCAL:

- Armstrong Garden Centers www.armstronggarden.com
1364 Morena Blvd, San Diego CA 92110 2840 Via De La Valle, Del Mar, 92014
10320 Friars Rd, San Diego Ca 92120 701 W El Camino Real, Encinitas, 92024
9939 Carmel Mountain Rd, San Diego CA 92129 5702 Paseo Del Norte, Carlsbad 92008
1755 E Main St, El Cajon, 92021
- Walter Andersen www.walterandersen.com
3642 Enterprise Street, San Diego CA 92110
12755 Danielson Court, Poway, CA 92064
- Kniffings www.kniffingsnursery.com
14940 Oak Creed Road, El Cajon, CA 92021
- El Plantio Nursery www.elplantationnursery.com
1322 San Pasqual Valley Road, Escondido, CA 92027
- Hunters www.huntersnursery.com
3110 Sweetwater Road, Lemon Grove, CA 91945
- Waterwise Botanicals www.waterwisebotanicals.com
32151 Highway 395, Bonsall, CA 92003
- Mission Hills Nursery www.missionhillsnursery.com
1525 Fort Stockton Drive, San Diego, CA 92103

NOT LOCAL, OR FOR ON-LINE ORDERING ONLY:

- Green Thumb www.greenthumb.com
Cool Roses www.coolroses.com
Otto & Sons www.ottoandsons-nursery.com
Heirloom Roses www.heirloomroses.com
Burlington Roses www.burlingtonroses.com
Antique Rose Emporium www.antiqueroseemporium.com
Roses Unlimited www.rosesunlimitedsc.com
Russian River Rose Company <http://www.russian-river-rose.com/>
K and M Roses www.kandmroses.com
Regan Nursery www.regannursery.com
Wisconsin Roses www.wiroses.com
Palatine Roses www.palatineroses.com
Angel Gardens www.angelsgardens.com
Laguna Hills Nursery www.lagunahillsnursery.com
Plant Depot www.plantdepot.com
Rogue Valley Roses www.roguevalleyroses.com

Photo Credits for This Issue

Page 1: Photo by Elaine Ornelas

Page 2: Photo of Rita Perwich submitted by Rita Perwich; photo of yellow rose by Elaine Ornelas

Photo of Ruth Tiffany submitted by Ruth Tiffany; photo of Ruth's Garden by Elaine Ornelas

Photo of the Burk garden by Zella Burk

Page 3: Photo of West's garden by Virginia West; photo of Beth Van Boxtel submitted by Beth Van Boxtel

Page 4: Photo submitted by Natalie Stout

Page 6: Photo of Robert Russell by Elaine Ornelas; flower photos by Rita Perwich

Page 8: All photos from Help Me Find/Roses website

Page 11: Photo by Christine Russell

Page 12: Photo of Elaine Ornelas by Bill Ornelas; Photo of botrytis by Ludwig's Roses; photo of mildew by Greenhouse Horticulture

Page 13: Photos by Elaine Ornelas

Page 11-15: Photo of Rita Perwich by Elaine Ornelas; all other photos submitted by Rita Perwich

Page 16: Photos by Bill Ornelas

Page 17: Photo of Kirk Rummel by Elaine Ornelas

Page 19: Photo of garden layout by Beth Van Boxtel

Page 22: Photos by Elaine Ornelas

Rose Ramblings

Newsletter of the San Diego Rose Society

Editor: Elaine Ornelas, cornelas1949@att.net

Assistant Editor: Sue Streeper, streepersue@gmail.com

Webmaster and Social Media Coordinator: Beth Van Boxtel,
bethpaige@gmail.com

Review and Printing: Linda Hitney, linda.hitney@gmail.com