



# Rose Ramblings



Patron Member of the American Rose Society

## What's Inside?

- [President's Message.....1](#)
- [Convention and Rose Show..2](#)
- [SDRS Auction.....8](#)
- [Roses in Remembrance.....10](#)
- [Notes for Novices.....11](#)
- [Summer Rose Care.....12](#)
- [Rose Pilgrimage.....13](#)
- [Gardener of the Month.....14](#)
- [Chilli Thrips.....17](#)
- [Underpruning Roses.....19](#)
- [Membership Update.....20](#)
- [ARS Elections.....21](#)
- [ARS National Convention...23](#)
- [Calendar/Websites.....24](#)
- [Consulting Rosarians.....25](#)
- [Nurseries.....26](#)
- [Photo Credits.....27](#)



## President's Message

By Deborah Magnuson, [magnusond@sbcglobal.net](mailto:magnusond@sbcglobal.net)

The richness of working, competing, learning, along with the camaraderie of being with our rose friends in REAL LIFE for our 93<sup>rd</sup> San Diego Rose Show and Pacific Southwest District Convention was a joy! So many members are deserving of special thanks for working cheerfully and tirelessly to ensure success. This event would not have been possible without the vision and leadership of District Chair Linda Clark, and Rose Show Coordinator Ruth Tiffany. They are simply amazing women who kept us all on track. From our dedicated board members Kathleen Hider and Natalie Stout working closely together to make the registration and check-in process smooth and glitch-free, to Kathy Hunyor and Christine Allan's planning and preparation of the judges luncheon and attendee breakfast I am very grateful. A special shout out goes to Sean Tucker for his enthusiasm in assisting exhibitors in getting roses and photographs to the placement table. Many others deserve mention including Robert and Kristine Russell together with Stan and Colette Harper, and Mike and Linda Pellegrino for transportation of SDRS properties to and from the exhibit space. In addition, Kristine also served as our show photographer this year performing the job beautifully. Barbara Lester, along with Bill and Elaine Ornelas, used their on-site technology skills in producing the show award certificates with precision. Thanks also to Gary Bulman for another year of organizing the show judges with a cadre of volunteer clerks and required materials, and to Kirk Rummel for his never-ending enthusiasm and success in encouraging new members to join our wonderful group. Registered convention attendees were treated to a delicious dinner on Saturday evening in Linda Clark's beautiful rose garden, for which she and her lovely family deserve special mention. Our successful silent and live auctions would not be possible without the dedication and commitment from Bill Ornelas, Justin Ekuan, John Bagnasco and Bob Martin who supplied the cuttings of rare and hard to find roses. Bob kept the live auction very entertaining and lively with his commentary and knowledge of the roses. Many hands make the work light, and we were so blessed with a large group of volunteers setting up and breaking down the show, including Ken Huff, Steve Berry, Bob Kolb, Jim Price, Frank Brines and Wayne Blizzard along with many already mentioned here. From Beth Van Boxtel designing our rose show website, to Patrick and Monica Powell producing professional signage, to the expertise of Rand Allan and Elaine Ornelas in producing and distributing announcements, to Barbara Lester for the show schedule, and finally to Rita Perwich for her assistance getting publicity printed in the San Diego Union Tribune, there is so much to be thankful for. Appreciation is also in order for the many rosarians entering beautiful flowers and photographs, some for the very first time. I like to say it takes a village of volunteers for an event such as this to happen, and I could not be prouder of each and every one of you. In the words of Helen Keller, "Alone we can do so little; together we can do so much." Have a wonderful summer, and see you in September!

There will be no SDRS monthly meetings for the months of July and August this year. We are *hopeful* that we will be able to meet again in person in Balboa Park in September.

Also, this is the last *Rose Ramblings* issue until we resume again in September.

Have a fun summer and enjoy your roses!

## We Did It! Another Successful Convention and Rose Show!

By Elaine Ornelas, [cornelas1949@att.net](mailto:cornelas1949@att.net)

The long drought with no rose shows is over! The COVID pandemic severely limited our coming together for any rose society events, but particularly hit hard were the folks that wanted to exhibit their beautiful roses in a rose show...ANY rose show. Since 2019 we have had no rose shows and no county fair flower shows. But in April of this year when our convention coordinator Ruth Tiffany timidly brought up the possibility of hosting a district convention and rose show at the SDRS board meeting, there was quite a bit of hesitancy. She was proposing that the convention and rose show be held in June 2021 leaving only two months to plan the events. It had never been done before! But when have we let that stop us in the past!

We knew that what would carry the momentum forward for these events was the longing we all had to exhibit our roses and bring that joy to the public and other district rose society members. To quote our own Bob Martin: "Just tell me when and where. I don't care if it's in a warehouse at the end of a dark street. I will be there with roses!" Of course it would be challenging. But Ruth has successfully championed at least two other national rose conventions here in San Diego and they were wonderful. She had all of the right people in place from those experiences. So the board elected to move forward. And so it began!

We settled on a date of June 11-13, 2021 and venue of the Courtyard Marriot Hotel in El Cajon. It had a very nice, large room for the show and the district luncheon and awards ceremony. In addition, Bill Ornelas had been setting up for a silent and live auction as part of the activities. An auction had never been done to this extent in our society before so it was exciting but required lots of planning on Bill's part.

There were many participants involved in the extensive tasks and everyone pulled together in short time to get the jobs completed. Those tasks included publicity in the local newspaper and preparation of flyers for distribution, preparing the rose show schedule, printing show awards, making posters, managing registration and the financials, hotel reservations, invitations to other district members, securing judges for the show, additions for the SDRS webpage and social media, and food preparation. It was an enormous effort but with many contributions of labor we met the deadlines and June 11th suddenly arrived! On the evening of June 11th, our committed properties folks descended on the storage 'dungeon' in Balboa Park and loaded our rental truck with vases and other properties and transported them to our venue in El Cajon. Part of the auction roses were also transported. All of the properties were set up in the hotel with amazing efficiency with beautiful tablecloths on the tables, ready for the exhibitors.

Early on Saturday morning, once again cars full of roses for the show appeared in the parking lot adjacent to the hotel. All of the exhibitors rushed to get all of the entries into the show with the help of the placement people. 9:30 a.m. arrived and all of the entries had to be completed and everyone breathed a sigh of relief and then the judging of the roses proceeded.



*Beth Van Boxtel and  
her mother Helen*



*Linda Clark*



*Sue Streeper*

*continued on page 3*

*(Convention, continued from page 2)*



*Ken Huff*



*Robert and Kristine Russell*

On Saturday at 1:00 p.m. the doors were opened to the public and people flooded in to embrace the beauty of the hall. Their eyes lit up at the colors and fragrances and we were able to engage with many of them who asked “How can I grow such beautiful roses?” There were single blooms, sprays, bowls of roses, arrangements, and photos everywhere! As exhibitors we wandered around to see if we had won any of the blue ribbons or if our roses were on the trophy table for the most coveted awards. It was a heady and exciting feeling. The sense that one of our primary missions was back in place....to share our love of roses with the public.



*continued on page 4*

*(Convention, continued from page 3)*



Several district meetings were held on Saturday afternoon as well. The Consulting Rosarians meeting with Tom Cooney, the Horticultural Judges meeting with Chris Greenwood and the Arrangement Judges meeting with Hal Reynolds were well attended. We very much appreciated having these out-of-town experts come and facilitate these meetings, keeping everyone informed with updates and changes to each of these areas.

*continued on page 5*


At last, Saturday was nearing a close in anticipation of more exciting meetings and events on Sunday. Happily, Linda Clark offered to host a barbeque supper at her house on Saturday evening for exhibitors and volunteers. Her brother, Alan, was so gracious in providing delicious barbequed meat from a grill. How relaxing it was to rest, catch up with old friends and chat with new ones. We talked quite a bit with Sean Tucker, a relatively new member, who was such a help as a volunteer at the show. He is fostering his new love of roses!

After resting up a bit, we all returned to the exhibit hall to ready it for Sunday's events. First in the hall was Mary Shanley. If you remember that name, she is the one who so graciously harvests our leftover and exhibited roses after the shows of the past and takes them to the veterans' cemeteries to decorate the headstones there. Last year, she had moved to a new home back east and made the decision this year to travel all the way from there to San Diego just to perform that same job this year and then return home! What a commitment! We are so grateful to her devotion to this task.

In addition to Mary's task, several volunteers moved flowers and other items around in preparation for the Southwest Pacific District breakfast meeting, awards luncheon and rose show awards. Frank Brines was instrumental in creating some pretty centerpieces of flowers for these events.

As district chairperson, Linda Clark conducted the meetings awarding several people with significant district awards. Carolyn Elgar was awarded the Outstanding Consulting Rosarian award for the district. Also, Bob Martin, as outgoing ARS President, gave out several Presidential Citations to deserving people in our district for their selfless contribution to our societies and the ARS, including one for Rita Perwich for editing 'Roses & You'. One special award was given to our own Dona Martin by SDRS President Deborah Magnuson. Dona received the Bronze Medal which is awarded by the ARS to a member of a local society for their outstanding service.

A delicious luncheon was then served with yummy food from a caterer who was secured by Robert and Kristine Russell. After the lunch, the SDRS rose show awards ceremony was held. We were happy to congratulate Gary Bulman on winning Queen of the Show for his beautiful hybrid tea 'Ring of Fire'. Even though there were several exhibitors at this event from other rose societies, members of the San Diego Rose Society won prizes for a substantial number of show classes, including those from the arrangement and photography sections.



*SDRS President Deborah Magnuson awards Dona Martin with Bronze Medal*



*Gary Bulman wins Queen of Show*



*Robert Russell accepting award*





*Beth Van Boxtel winning Novice award*

*continued on page 6*

(Convention, continued from page 5)

Here are some amazing photographs of the winning entries in the rose show taken by our own SDRS member Kristine Russell. All of the photographs can be seen on the SDRS website <https://www.sandiegorosessociety.com/roseshow>



continued on page 7



Next on the list after these ceremonies was the Live Auction. Bob Martin served as auctioneer with a well-coordinated slide presentation and information about each of the 51 roses. The bidding was animated and lively with some people bidding unexpectedly high values for some of the roses. The top bidding price was \$250 for a hybrid tea rose, 'Cara Mia'! All of the proceeds of the Silent and Live Auctions benefit the activities of the San Diego Rose Society. It was an overall success and we thank Bill Ornelas for coordinating this event and everyone who contributed roses to the auction.

Finally, the final activity of Sunday was time to break down the equipment, tables and other properties for the show. This was a well-oiled activity coordinated by Kristine and Robert Russell who have worked hard to organize the properties for storage in the 'dungeon' of Balboa Park. So with the properties stored and the convention room cleaned up we 'called it a day' and we all went home to rest. I believe we can all say to ourselves and to our society, 'Job Well Done!'



*Thank You to Everyone!*

## The Key to Having a Successful Rose Auction

By Bill Ornelas, [bornelas1945@att.net](mailto:bornelas1945@att.net)

Some time ago there was talk within the SDRS board of having another ARS Convention here in San Diego which would feature hybridizers. As we aimed toward that effort, I thought it would be good to start growing cuttings of some of the roses created by those hybridizers so that we could give some of those cuttings out to the convention attendees as an enticement. But along came COVID and that effort, like so many others, was cancelled.

Starting in November 2020, I had already started rooting roses from our garden to potentially auction when we had our next SDRS in-person meeting. But when we began to explore the potential of a district convention and rose show in June of 2021, it was decided that having a rose auction at that event would be a better option. By June I had 60 plants that were thriving and ready. Bob Martin had also started to root some for the previously-cancelled convention. Justin Ekuan and John Bagnasco offered to contribute some as well. It was agreed that we would offer a total of 50 roses at the auction, 15 for the silent auction and the rest for the live auction.



*John Bagnasco*



I have been to several California Coastal Rose Society auctions facilitated by John Bagnasco and really enjoyed them. John has compiled guidelines for having a rose auction into a document and we used it to design our own auction. There are many facets to this type of activity, many of which are conducted behind the scenes with a lot of planning.

As the June district convention and rose show date approached, we traveled to the homes of Bob Martin and John Bagnasco to gather their rooted roses. Justin Ekuan kindly delivered his roses to our house. We gathered a team of helpers, grouped the auction roses in our back yard with secure labels, prepared sheets for the silent auction to accompany each rose which gave useful information for each one, coordinated the financials with our SDRS treasurer Natalie Stout, and worked with Bob Martin who



*Justin and Lilly Ekuan*

graciously ‘volunteered’ to be our live auctioneer. He diligently worked to prepare a slide presentation of each rose and gathered the background of each one for his presentation. Rand Allan also developed an Access database to track the people who obtained roses from the auction including the auction price.

So, on June 11<sup>th</sup>, Elaine and I delivered the 15 roses to be used in the silent auction to the hotel venue in El Cajon along with the bidding sheets. On Saturday, folks added their names to the bidding sheets until bidding was over at 5 p.m. Interestingly, some



*Monica Powell and Natalie Stout*

people were crouched around the roses they really wanted ready to outbid anyone else who might offer more right before the deadline! When the silent auction was over, the sheets were collected, Rand tallied the results into his database, printed out the sheets for payment for each person and gave them to Natalie to collect the payments. Then folks were able to pick up their roses. The range of proceeds ranged from \$22 to \$120.

So, on June 11<sup>th</sup>, Elaine and I delivered the 15 roses to be used in the silent auction to the hotel venue in El Cajon along with the bidding sheets.



*continued on page 9*



*(Auction, continued from page 8)*

On Sunday morning, we delivered the roses for the live auction and arranged them on tables in the order that Bob would be auctioning them. It was so rewarding to see that auction attendees were actively engaged and willing to pay quite a bit to obtain these roses, some of which were quite rare or hard to find in commerce. The competition was keen as Bob was animated in presenting the features of each rose and encouraging people that they 'really needed another rose'! There were a couple of roses that were aggressively bid upon to high prices, one of them, 'Cara Mia' finally going for \$250! The range of proceeds for the live auction was from \$22 to \$250, all going to the treasury of the San Diego Rose Society.

Also, added to the live auction was a staycation offer for the Crystal Pier Cottages, a \$500 value! This was a kind donation by the owner of that facility to the San Diego Rose Society when Rand and Christine Allan told the owner, who they have known for some time, about our auction. Many thanks to Christine and Rand! The winning bid was \$400.

So many thanks are owed to the folks who volunteered to help with this auction effort. It was so coordinated and I appreciate everyone who assisted to make it such a success and a model for a similar events for our society in the future. In total, we harvested \$3291 for our society, offsetting a good part of the overall convention expenses.

*Even though we auctioned away all of the rose plants that were brought to the convention, we still have a substantial number of rose plants from cuttings available. We are planning to offer these at a silent auction at our next in-person SDRS monthly meeting, hopefully in September. If there is a good response from our members we can continue this event at subsequent meetings. A good number of these roses are named for or have been hybridized by past and present SDRS members ('Dick Streeper', 'Sue Streeper', 'Roger English', 'Straight Arrow', 'Col Phil Ash', 'Ruth Tiffany').*



*'Dick Streeper'*

## Roses in Remembrance 2021 After the San Diego Rose Society Annual Rose Show

By Mary Shanley, [mmshanley85@gmail.com](mailto:mmshanley85@gmail.com)

Congratulations to all the winners for your gorgeous roses. To everyone who brought your beautiful roses which you grew with tender loving care, this is what happened to them .... after the rose show.

Early on Sunday, June 13, 2021, Christine Epstein and I traveled to the hotel in El Cajon, CA which hosted the district convention and SDRS rose show. Christine drove in from Vegas and I flew in from Tennessee to help break down the San Diego Rose Society's annual rose show. As I had coordinated before the rose show with SDRS rose show coordinator Linda Clark, we took almost every viable rose left at the rose show for our 'Roses in Remembrance' project to decorate military graves at the national cemeteries.

Christine and I, along with two other good friends, met at Fort Rosecrans National Cemetery and decorated about 120 graves. This year, we focused on the Unknown Soldier graves since 2021 is the 100<sup>th</sup> Anniversary of the Tomb of the Unknown Soldier at Arlington National Cemetery. ARS President Bob Martin has done the research to identify the white roses that were placed on the original casket from France as they made their way back to the U.S. and into Arlington. Therefore, Christine first gathered all the white roses for those graves from the San Diego rose show. My research at Fort Rosecrans discovered only 15 Civil War era graves containing unknown remains. Once we found them, we decorated those with the white roses. After that, we stayed in that general area and completed the decoration of the rest of the graves, mostly Civil War era graves, with the gorgeous multicolored roses.

We also went over to a small triangle area which contained no remains but just markers. These veterans were either lost at sea, not recovered yet or identified but the families wished to have a marker in their honor.

All in all, we decorated about 120 graves. We hope to do this again in Milwaukee in September where we will do the same thing after the American Rose Society National Rose Show and go to the Wood National Cemetery in Milwaukee.

Thank you to Linda and the San Diego Rose Society members, for your gorgeous gift of roses and all the love you put into growing them. Thank you for letting Christine and me swoop into town and take these away from the show.

As Christine and I are both retired federal agents and both from military families, we remain humbled and honored, as always, to be able to decorate our veterans' graves. Fort Rosecrans will always have a special place in my heart as my dad and brothers are buried there along with several close family friends.

Thank you all again,  
Mary M. Shanley and  
Christine M. Epstein



## Notes for Novices Spider Mites

By Elaine Ornelas, [cornelas1949@att.net](mailto:cornelas1949@att.net)

Spider mites! Are they spiders? Are they mites? Are they a bane to people to grow roses when the hot weather arrives? Spider mites appear during the hot dry months of summer, particularly in our east county and north in the Escondido area. Let's take a look at these little pests and see if there are reasonable methods to rid our roses from their devastating effects.

Spider mites are truly a relative of the spider, not classified as an insect. Early signs of these insects may be a bronzing or stippling to the upper side of the leaves. But looking at the under sides of rose leaves will show a grainy look and it will be difficult to actually see the insects without magnification. They are very active and can quickly defoliate a rose bush by puncturing the plant cells and sucking the moisture from them. The reproductive rate of spider mites is incredibly fast so methods to control them are challenging. The affected leaves will eventually become yellow and will drop from the bush. If the infestation is high, there will be noticeable webbing, similar to that produced by a spider.

There are **natural predators** of spider mites such as ladybugs, praying mantis, and lacewings so encouraging their presence is always good. There is also a natural predator, the Western predatory mite (*Galendromus occidentalis*). These are commercially available and these predators will breed on eggs, larvae and adult spider mites. The expert rosarians in our society, such as Sue Streeper, will usually first try **blasting spider mites with a strong spray of water**. Our own Master Rosarian Bob Martin recommends the use of a Fogg-It Heavy Volume—4 GPM Nozzle (see Bob's article in the June 2020 *Rose Ramblings* issue) to blast the spiders mites from the under sides of leaves. Keeping your roses well hydrated is also a good practice to lower the population of spider mites, along with maintaining good garden sanitation such as removing fallen leaves.

The use of **insecticidal soap or Neem oil** can smother spider mites upon application. The use of **insecticides that include a miticide** can be used but remember that many of these will also kill the spider mites' natural predators, or ALL insects if they are not selective. If they are used, be sure to read the product label for safety precautions and ensure that it will be effective against spider mites. Our own Consulting Rosarian Gary Bulman will spray with Avid and then in five days spray them again with that same product to kill hatching eggs.

So there are a few approaches to control spider mites, beginning with blasting them fairly frequently with a strong spray of water, then moving to more aggressive application of insecticides/miticides. In our garden, we have good luck with spraying them off with water. Keep your eye out for these little pests which can significantly damage your roses!



## Rose Care Practices for Summer From Our Consulting Rosarians

### Keep an Eye in July

By Christine and Rand Allan, [callan@san.rr.com](mailto:callan@san.rr.com)

Now that we've had a successful rose show and convention in June, I hope you all were able to exhibit some of your roses there. We had a lovely weekend for this event, and a lot of people worked very hard over a two-month period to make this happen. Now to July.....July, August and September seem to be the warmer months in San Diego. This is the time we need to be extra vigilant about our watering schedules as roses can become distressed easily in the heat. I don't know about you, but right after our rose show, we had a terrible break-out of rust. I guess I should be thankful it waited until after the rose show. We have subsequently been busy removing damaged foliage from our rose garden.

During the month of July, we back off on our fertilizing schedule, fertilizing only once during the month. The fertilizer formula remains the same (two-gallon bucket of ½ cup of Grow More's Magnum Grow, 2 tablespoons of Sea Grow (seaweed plant food), 2 tablespoons of Better Than Fish, and a few drops of Jump Start all diluted with water to the top of the bucket. Each rose receives a bucket. More importantly, we check our drip/bubbler watering system to make sure that all roses are receiving an adequate distribution of water and that no vegetation or mulch is blocking the water flow from the bubbler to each bush. Also, keeping an adequate supply of mulch in your rose beds right now will help with water retention in getting it where it belongs.

Now is also the important time to carefully monitor your roses daily for pests or disease. These things can crop up quickly as referenced earlier with our rust outbreak. It is also time to make sure there is plenty of ventilation within each rose by removing interior crossing branches that may be interfering with air circulation. Inadequate air circulation also has a way of breeding some diseases. You will continue to have beautiful blooms throughout the summer if you attend to your rose garden regularly.

In conclusion, below is an overall view of the rose show room. It was filled! Thank you all for bringing your roses!



*continued on page 13*

## Summer Rose Care in the Garden

By Robert and Kristine Russell, [rulsranch@cox.net](mailto:rulsranch@cox.net)

Summer is upon us now, and in good fashion, still with moisture at night and hot sun during the day. A walk through the garden presents many different scenarios, with my second bloom just now coming in after a prolific spring first bloom that did not disappoint. Fabulous colorful and magnificent blooms appeared and in good time for our open garden. Now to work keeping these beauties blooming in good form. There is some evidence of rust on some plants (yes, even some rust even here in Crest!), some spider mites, some die back, and we even got rid of a gopher this month.

I have found a great pest control company that takes care of the gophers at my home and business properties. He has small lawn mower motor on a cart and essentially, inserts the exhaust into the gopher hole and runs the motor for a few minutes and gasses them out. As he has given me permission to forward his name and company to our San Diego Rose Society, I will list his contact info below.

We have not seen a trace of chilli thrips though, of which I am thankful. I've been diligent on my spraying program trying to keep up with spraying at least every 14 days. If I have not been able to keep that schedule of 14 days, I make sure I have good coverage on all the plants every other weekend or at least every third weekend. Our feeding program is every 6 weeks through my underground fertilizer system, EZ-Flow. Every time we water each plant gets a small portion of fertilizer in which I mix all of the Grow More organic fertilizers along with a few added extras. One of the extras which I believe has helped with the limited small amount of spider mites is the Bayer 3 in 1 Rose and Flower Care concentrate spray. Make sure it has mite control listed on the label, some of their rose care products do not have this listed. This is a foliar spray, but I use it systemically and have had great results adding this into my liquid fertilizer feeding program. I will feed one additional time in July and let it run its course through the system and feed again at the end of August when we prune our garden for the upcoming fall rose shows in Orange County and Palm Springs.

Until then walk daily in your garden and enjoy your roses and cut them and give them away as Kristine does quite often whenever we visit friends. She always cuts a bouquet and gives them away as you know she can certainly put together a very nice arrangement! Have a great summer and hopefully we will be able to see everyone in person soon in our SDRS meeting room in Balboa.

Here is the contact information for the pest control company that takes care of the gophers.

Sean McGough  
Suncoast Pest Management  
Office: 619-486-6327  
[Ceo@suncoastpestmanagment.com](mailto:Ceo@suncoastpestmanagment.com)  
7317  
El Cajon Blvd.  
La Mesa, CA. 91942

## Rose Pilgrimage Saturday, October 16, 2021

By Sue Streeper, [streepersue@gmail.com](mailto:streepersue@gmail.com)

Now is the time to reserve your place on this year's pilgrimage to rose sites in southern California. We will be departing at 8:00 a.m. from the far south end of the parking lot at the Naval Medical Center in Balboa Park (corner of Park Boulevard and Presidents Way). Our San Diego charter bus will take us first to **Rose Hills Memorial Park** in Whittier where we will tour their gardens of over 600 varieties of roses. From there we will travel to **Otto & Sons Nursery** in Fillmore where we will have lunch and plenty of time to peruse the thousands of roses they grow. We will have the opportunity to purchase plants and load them onto the bus. We plan to be back in San Diego around 6:00 p.m.

We anticipate that the trip will fill quickly, so you should send in your reservation now. **Deadline for reservations is Sept. 20, 2021.** Make out a check to the San Diego Rose Society for \$65 per person and send to **Sue Streeper, 1333 Wenatchee Avenue, El Cajon, CA 92021.** We all look forward to a great trip with good friends and lots of roses!

## Featured Gardener of the Month: Natalie Stout

By Elaine Ornelas, [cornelas1949@att.net](mailto:cornelas1949@att.net)

From time to time, I offer an article about a San Diego Rose Society member with emphases on both the person and their gardening experience, particularly with roses. This month, I am covering Natalie Stout, who has a very interesting background and a beautiful Spanish Revival house in Kensington.

On June 22, my husband and I met with Natalie at her house. Even when arriving at her address and looking at



her cottage-style front yard you could tell that a passionate gardener lived

there. There were roses everywhere, mostly in pots, along with some other very colorful plants. We had arrived a little early so we waited on her very inviting and cozy front porch where we happened to spot some very newly-acquired roses that had just arrived from a supplier. We both agreed ‘She has the rose bug!’ Soon

Natalie arrived and we were

invited into a very colorful living room. Natalie shared some iced tea with us and we started on our journey of getting to know her a little better.

Like us, Natalie was born in San Diego and interestingly, she came home from the hospital after her birth to this very house! It was owned at the time by her maternal grandparents. Her paternal grandparents owned the house just two doors down. Her father served in the U.S. Navy and so he and her mother moved around frequently. Both of Natalie’s grandfathers also served in the Navy and there is actually a destroyer named after one of her grandfathers. It is the USS Stout (DDG-55). Natalie’s brother, Ed, who is 8 years younger, is still a San Diegan as well, and he and his wife Cathy

live only a mile from her.

Professionally, Natalie has an accounting degree and has worked as a risk manager for large financial institutions overseeing auditing, compliance, fraud prevention and security functions for those firms. She was able to retire at a very young age of 50.

Natalie is married to R.C. Jennings who has recently retired as a Captain after 30 years in combined active and reserve service in the U.S. Navy. He was also a police officer for more than 20 years with the San Diego Harbor Police Department. R.C. is also an avid surfer, diver and snowboarder so they are both really enjoying their retirements. There was much travel involved in Natalie’s career which cured her of any yen to travel.

Natalie’s love of gardening led her to join the Kensington Garden Club. She is also a member, and now treasurer, of the San Diego Rose Society. She actually did not seek out SDRS but after hearing our own Bob Kolb talk about his experience when he served as a docent for her local club’s tour of Balboa Park’s rose garden, she joined our society in 2015. Not able to get enough of roses, she soon joined California Coastal Rose Society as well.



*continued on page 15*



Henry

I asked her what her passions and other interests are. She has invested a lot of time and energy into the restoration and maintenance of her beautiful home which was built in 1927. She also loves her animals. She has two dogs, Bella and Henry, who are very cute and friendly. She always has cats too, but recently had several 'late teens' cats pass away, so she has started her search for some new feline family members. She is also an avid hockey fan and has never missed a Gulls' home game! Very dedicated! She also takes care of her neighbors' pets when needed and even their roses, educating folks on good rose care practices.



Bella

So then we began to talk roses. At her home, her soil type is mostly clay, like so many of us in San Diego. She gardens mostly in pots with EB Stone potting soil with the clay soil being one of her many reasons for container gardening. The temperature in her area can get quite warm in the summer, averaging in the 80's and sometimes up into

the 90's. Most of the rest of the year the temperature is in the 70's. And we all know that we don't get as much rain as we would like now in San Diego, so Natalie has several rain barrels for collection of the little rain we do receive.

I asked Natalie how she became interested in growing roses. Her grandparents had gardens when she was small and she would follow their gardeners around asking lots of questions. Her mother had a friend in Lakeside with an arborum and Natalie really enjoyed her visits there. When she secured her own house, she wanted plants with the most color she could have, and that meant roses! Like many of us, at first she started with just 10 roses. In her next house she increased that to 80 roses. Now at this residence she has 175! Good grief! How our passion for roses grows!



Natalie uses the fertilizing practices that our own Ruth Tiffany advises, the 'bucket and can' method. She fills a Miracle Grow sprayer with Ruth's liquid mixture for foliar feeding which also seems to help with pest control, and uses that method to distribute the liquid food as a drench as well.

She also uses pest control methods similar to Ruth's. She rotates Compass, Bioadvanced 3-in-1 and Neem as her basic program, recommending Spectracide Immunox in place of the expensive Compass to folks with few roses. She augments the benefits of those primary fungicides with others, such as propiconazole, Cleary's 3336 and GardenPhos, from time to time as different fungal pests make their appearances. She includes Spinosad (Conserve or Captain Jack's) in every spray to ensure insect control, also supplementing the insect and miticidal benefits of the other ingredients with Azamax and Hachi-Hachi as needed for chilli thrips and other persistent pests.

During the hottest weather she suspends her chemical spray program and relies on water spraying every other day to keep pests such as the spider mites, who made a debut in her garden early this year. Her noteworthy fungal pest of 2021 so far has been some botrytis.

She purchases roses mostly from Walter Andersen and Armstrong Nurseries, and on-line K and M Roses Nursery. She sometimes will visit Kniffing's Nursery also.

I asked Natalie if she grows roses primarily to exhibit them at shows or for their beauty at her home. Her response: "She loves a colorful garden!" But she is beginning to delve into exhibiting at shows. Here is a curious fact. She does not

like to cut roses from the garden so much because she believes that is where they are meant to be! She will even go to Trader Joe's to buy roses for bouquets just to keep from cutting her own roses from the garden! What are her favorite roses? 'Voodoo', 'Voluptuous', 'Tootsie', 'Betty Boop', and 'Tuscan Sun' was her response.




continued on page 16

(Natalie, continued from page 15)



Over the years, I have seen Natalie at different events of the San Diego Rose Society, quietly going about any volunteer tasks she could find. She knows there is so much to do to make a rose society successful and, this year she was asked by our board nominating committee to become treasurer of our society. She is so qualified based on her professional background and we are so lucky to have her, particularly since we just completed a district convention and rose show. People do not realize just how much work is involved in being treasurer. It is so much more than just counting dollars. It is managing bank accounts and now investments and lots of record keeping. She was such an integral part of the rose show, managing registration fees, placement and the complex pieces of the rose

auctions there.



After our conversation, Natalie gave us a tour of her home and garden. Her home is filled with light and color. There is a beautiful large window opening to the front garden. She has installed roof windows in the hallway to allow more light to come in. She is proud to have the original wood floors and the original tile work in the kitchen and bathrooms to retain the ambience of the house. Her taste in the antique furniture she has is impeccable. Outside she has so many rose bushes layered from low to high in pots kept moist by a Netafim system of irrigation that she installed herself with pressure compensating drip emitters for the containers. In the front she installed a flagpole as a gift to her husband and it proudly displays the American flag and the flag of the U.S. Navy, symbolizing his time in that branch of the military. In the back garden, there is a beautiful and much-used birdbath that supplies a tinkling sound to the area. There was so much to see in her garden, we just wanted to explore each nook and cranny, and breathe in the peace and tranquility which Natalie had established there.



We were so glad that we had this wonderful visit with Natalie, exploring her life and experience as a gardener. She is a wonderful person and I hope that you will become better acquainted with her at one of our rose society events. Sometimes we discover the best people in our society 'hiding in plain sight'! I am so grateful to Natalie for the time that she gave us. Thank you Natalie, for this and for all that you do for our society!





## Revised: Inconvenient Truths You Need To Know About Chilli Thrips.

*(Author's note: In 2020 I received an Award of Merit for my article entitled, 'Ten Inconvenient Truths About Chilli Thrips'. This is my revised article about chilli thrips. Inconvenient Truths numbers 1-9 remain inconvenient but true. But my concluding opinion, Inconvenient Truth #10 that spraying to combat this pest is necessary, has changed...and accordingly so too has #10.)*

By Rita Perwich, Master Gardener and Consulting Rosarian [ritaperwich@gmail.com](mailto:ritaperwich@gmail.com)

Hot days and dry Santa Ana winds have been the kick-off for chilli thrips season for the last five years in many California rose gardens. The following are the inconvenient truths you need to know about chilli thrips.

1. You are battling an invisible pest. We cannot see chilli thrips at any stage of their life cycle (egg, first and second instar larvae, prepupa, pupa and adult) with the naked eye. (Chilli thrips measure 0.016 to 0.024 inch in length, about one-quarter of the size of the western flower thrips.) By the time we see their first damage, they already have an established life cycle underway in the garden.
2. New chilli thrips' damage is not easy to spot. Chilli thrips larvae and adults have caviar tastes and extract sap from new growth and tender buds with piercing and sucking mouthparts. The first sign of damage is quite innocuous and innocent and does not generate alarm. There is a slight marbling of red and green on the back of fresh new foliage. Sometimes there is a slight crinkling, curling or puckering in the new foliage. This is followed by dirty brown streaks on the back of the new leaves and brown or bronzed-tinged buds. Next comes the chilli thrips' unmistakable signature: deformed and scorched blooms. Severe infestation can defoliate a plant.
3. The speed of the life cycle and damage is horrifying. In hot weather the life cycle can repeat from egg to egg in 11 days, and, within that period, female chilli thrips can lay 60-200 eggs. Because of this rapid-fire reproduction and because chilli thrips can be transported 60 feet on a breeze, delay and hesitation with this pest means that damage can become horrific and spread to roses and other host plants all over the garden.
4. They hit us where it hurts the most. This pest takes advantage of a rosarian's natural disinclination to sacrifice new growth and buds. The new growth we celebrate is the prime tender target of chilli thrips. Don't neglect to check the new growth at the base of the bush.
5. When in doubt, you must cut it out. If it is the season for chilli thrips and your new foliage is looking remotely questionable, just take a deep breath and cut it out. The growth you decide to observe for a day or two because you are not sure whether it is chilli thrips' damage can transform into visibly distorted growth overnight especially when it is hot. Bag up the cuttings and don't put them in your green waste.
6. Chilli thrips' predators are not in full force yet. I implement the cultural, biological and mechanical controls of Integrated Pest Management (IPM) in my garden so I am able to avoid the use of the fourth control which is identifying the pest before using the least toxic pesticide. But in the management of chilli thrips, we have some disadvantages. We are handicapped in the mechanical control as we cannot squish a pest we can't see and we can blast with jets of water but we can't see if this is effective. Presently, the biological control is inadequate because these pests immigrated from southeast Asia without their predators. Minute pirate bugs and the larvae of the lacewing and syrphid fly do attack them but in our gardens right now, chilli thrips are pests without sufficient enemies.
7. All colors of roses are susceptible. I never thought I would find anything good to say about the western flower thrips but here it is: at least they don't attack foliage, and they favor only white and yellow and pale color blooms. Chilli thrips, on the other hand, love all colors.
8. The life cycle takes place in hard-to-control areas. Before chilli thrips, I had nothing good to say about spider mites and rose slugs, but now I have a new appreciation for them. We can visually see them on the underside of leaves, and we can target them when we blast them with jets of water. During the course of their life cycle, chilli thrips are in the unopened bud, in the leaf, on the leaf and in the grooves where leaflets attach to the stems, and in the soil or litter on the soil. And, at every stage, we cannot see them.
9. Fall pruning and fertilizing provides a feast of fresh growth. In San Diego, rosarians fall prune and fertilize their roses on Labor Day weekend to stimulate new growth. The continuing heat, Santa Ana winds and the feasting bonanza of tender growth promote this pest's rapid reproduction and damage. Researchers have found that high nitrogen and phosphorus in plant leaves appear to contribute to higher numbers of chilli thrips.

*continued on page 18*

10. The most inconvenient and disturbing truth of all. Some rosarians may decide to spray the new foliage on their roses preventively in the hot months. Ultra-fine horticultural oil smothers chilli thrips and other soft-bodied insects it contacts. Captain Jack's Deadbug Brew with the active ingredient of Spinosad is an organic pesticide that targets chilli thrips and will not harm ladybugs, green lacewings, minute pirate bugs, and predatory mites. However, it is toxic to bees exposed to treatment for 3 hours following application so spraying must be done in the evening after the bees are done working for the day. Additionally inconvenient is the fact that chilli thrips can evade pesticide application as much of their life cycle and feeding is within the leaf, and within the terminal buds and unopened bloom. Hugely inconvenient is that systemic pesticides must be rotated with pesticides with a different Mode of Action to prevent pest resistance. Extremely disturbing is that many of these pesticides have active ingredients that are highly toxic to bees, and also to minute pirate bugs, lacewings and predatory mites or spiders that help us in our fight against this and other pests.

With this pest, in addition to cleaning up leaf and petal litter, we must each make a thoughtful analysis and adjustment of our summer and fall rose routine. I plan to stimulate less new growth on my roses by adding an organic fertilizer only once this summer, and I will not do a fall pruning. I have already re-smothered my soil with a thick blanket of worm castings and fresh organic mulch and I will be present daily with pruners ruthlessly at-the-ready.

The path to growing roses is not paved with just blooms. Chilli thrips are a challenge and I considered reaching for a spray bottle. But spraying pesticides is not a slam dunk for a garden with no pests and it could be a slam dunk for a garden with no beneficials. Besides, I am sure that there will soon be plenty of beneficials with a huge appetite for this pest.



*Examples of chilli thrips damage on roses*



## Underpruning Roses for Summer

By Robert B. Martin Jr., ARS President and Master Rosarian, [petrose@aol.com](mailto:petrose@aol.com).

Summer is at hand. The first great bloom of spring has faded and our gardens are entering their second bloom cycle and the advent of a hotter season. In preparation it is now appropriate to consider underpruning your roses.

“Underpruning” is a term that does not appear in the dictionary nor in the rose literature. Instead it is a term I have invented to describe a practice that is important to prepare our roses for the summer. So what is underpruning? Let us begin by describing what to do. Thereafter we can consider its purpose.

Spring roses are flush with growth. You will notice that the foliage covers the rose bush from the ground up. The foliage at the bottom has already begun to suffer while new growth struggles to find room to reach the sun. The objective of underpruning is to remove the lower yellowed foliage and make way for growth at the top.

You begin to underprune by getting down on your knees to inspect the bottom of the bush. Snap off all of the leaves at the bottom to perhaps one foot of the ground. Any leaves touching the ground must be removed. Also remove the next several rows of leaves-particularly those that are beginning to yellow or show any signs of disease. This process will reveal a number of blind and short shoots that accomplish no purpose. Remove them by simply snapping them off with your gloved fingers.

As the picture of the developing bush appears you will discover small or thin shoots that have no prospect of producing substantial blooms or which cross the center of the rose. Remove them as well.

The process will at the same time reveal that there are significant basal and lateral breaks of new growth appearing from the underside of the bush. They must be given room to develop. Be heartless and remove all the growth that might inhibit their reach to the sun. Your purpose is in part to encourage this new growth which will provide the blooms of summer and fall.

When done the roses will again look like a shrub rather than a bush. Airy and free the roses will be in a position to reward us with blooms throughout the summer and set the stage for the fall cutback.

Why is this process of value? At the least it is cosmetic. The bushes will regain the stately and elegant form of a well maintained shrub that can impress our neighbors and demonstrate that they are in the hands of someone who cares. New growth, encouraged and displayed, will reward us with vigor and bloom. This alone is enough reason for underpruning but there are other purposes as well.

Summer and its accompanying hot weather present ideal conditions for the proliferation of spider mites. Mites start at the bottom and yellow the leaves as they travel upwards in their relentless pursuit to defoliate the entire rose. At the beginning they can be controlled with sprays of water which either drowns them or washes them on to the ground. Those that survive look for a likely avenue to climb back on the bush. It is tough to spray under the leaves when the bush touches the ground and every point of contact provides mites with an avenue, even a freeway, to return to their task.

The beginning of summer is also a prime time for the continued development of powdery mildew. Mildew thrives in close foliage and does not like air circulation. The removal of the bottom leaves and foliage and the opening of the bush discourages its development.

Basal breaks and low lateral growth also represent the future of your rose. As with all living organisms they must be provided with room and encouragement to growth. Underpruning removes impediments to their growth and gives them a chance to survive and flourish.

Roses are known for what is called apical dominance. This means that they grow from the top. They need exposure to the sun and air. The leaves and the foliage at the bottom have little use and can adversely affect the development of the rose. Underpruning recognizes the habit of growth and its purpose is to produce an open top growing bush.

The ground around roses should also be cleared. Underpruning exposes the prospective weeds of summer that are waiting and eager to sap the rose of nutrients and provide a place for disease and pests to reproduce and grow. Expose them to the light and pull them while you are at it. Roses should not stand in a field of weeds. Underprune them for summer and allow them to stand out and display their beauty as they should.

## Membership Update

### Nothing Better for Members Than a Great Rose Show!!!

By Kirk Rummel, Membership Chair, [knrummel@sbcglobal.net](mailto:knrummel@sbcglobal.net)

At last we have done what we love best—sharing our roses! Our rose show on the weekend of June 12-13 is described throughout this edition but one thing it can do is to convince people to join our society. And this year it did ! Of the 24 new members in June at least 18 signed up at the show.

So let us all welcome these new members who have joined in June. When our meetings start again after the July and August vacation try to meet them and say hello.

Sharon Nachison	James Kern
Lynne Bush	Susan Moran
Mary Labruchie	Nancy Newman
Ana & Mark Christopher	Victor & Irma Espiritu
Courtney Yezzi	Julia & Dan Ringhofer
Raj & Latha Nagaraj	Gil Meachum
Rachel Barry	Jean Billings
Jyothi Reddy	Kim Thacher
Jane Li	Pat Dolbeck
Norma Brownell	Teresa Donahue
Leslie Espanol	Carol Kumlin
	Carol Pullman

**The membership form can be completed and payment submitted using this online link:**

<https://www.sandiegorosesociety.com/join>

**Please submit your membership form by the deadline of December, 31st. Thank you.**

### SDRS Tee Shirts

By Beth Van Boxtel, [bethpaige@gmail.com](mailto:bethpaige@gmail.com)

We are having a sale on the final inventory of our San Diego Rose Society white tee shirts! We are in the process of making new tee shirts, so we are putting these white tees on sale for \$10 each. We have very limited sizes left, and we have some youth sizes available. All sales are final and we will ship it to you for a small fee! You can order directly from the SDRS website using this link <https://www.sandiegorosesociety.com/tees>.



## American Rose Society 2021 Election

The Triennial Election for the American Rose Society leaders will take place in **July 2021**. This will determine the leaders for the ARS for the next three years. The May/June 2021 American Rose will contain information on the vice presidential candidates as well as information on the candidates for Regional and District Director positions. Your participation in the election is important to insure that the leadership of our national rose society is sound. You must have a paid annual membership with the ARS to vote in this election. **Ballots are now electronic and voting begins June 30, 2021 and ends July 30, 2021.**

### **Craig Dorschel**

#### **Candidate for ARS Vice President**



Craig Dorschel, from Worcester, Massachusetts, is a retired chemist and has been a member of the American Rose Society for 23 years.

He is currently serving as Region 0 Director and Arrangement Judges Committee Chair. He has served as Yankee District Director from 2012-2018 as well as National Nominating Committee Chair and was a member of the Executive Committee from 2015–2018.

He has also served as Chair for the Bylaws and Ethics Committee from 2015 to 2018, as well as a member of the Arrangement Judges Committee, Marketing Committee, Convention Planning Committee, Rose Photography Committee Judge and Strategic Planning Committee from 2015-2018. He also served as a member of the Research Committee from 2012-currently and as Research Trustee from 2012-2018. In addition, he served on the Horticulture Judging Committee both 2006-2012 and 2015- 2018 as well as the Horticulture Exhibitors Committee from 2009-2012 and 2018-current. He is a current Arrangement Judge, Consulting Rosarian (Master Rosarian in 2013) and Horticulture Judge. He was awarded President's Citations for chairing the Fall 2015 National Rose Show (Syracuse) and for efforts on the ARS Bylaws during 2015-2018. At the district level, in addition to District Directorship, Craig served as District Chair of Arrangement Judges from 2012 to present and District Chair of Horticulture Judges from 2006 to 2012. Awards received by Craig are the Silver Honor Medal in 2009, the Outstanding Consulting Rosarian in 2011 and the Outstanding Horticulture Judge in 2019. Yankee District was awarded the first place Executive Director's commendation for percentage of ARS membership growth in 2017.

He is a member of the New England, Cape Cod, Connecticut, and Rhode Island Rose Societies, having served in various positions. For the New England Rose Society, he served as Past President in the early 2000s and is currently an at-large Board member. He was awarded the Bronze Honor Medal in 2008.

Craig also currently serves as Vice President of the Ikebana International, Boston Chapter #17 through 2022 and has been Recording Secretary from 2018-2020.

He is a continuous Patron level supporter of the Annual Fund. Craig has written articles for local and District newsletters as well as one published in the American Rose Annual. He has given numerous lectures at local and District events and presented the most recent Chemical Safety Webinar of the National Consulting Rosarian School program in 2021 online.

He has organized and lectured in Horticulture and Arrangement Judging schools and seminars, including an online Horticulture Judging Seminar in 2020. He has lectured on rose culture and arrangement to various schools for the Ikebana organizations. As Chair of the National Arrangements Judging Committee, he is working with the committee to complete a new edition of the Guidelines for Judging Rose Arrangements. He has supported rose shows via exhibiting, judging, and serving as Show Chairman/ Show Judging Chairman at the local, district and national levels.

To learn more about Craig and his priorities for the American Rose Society, please visit his web site at [www.craigforarsvp.org](http://www.craigforarsvp.org) and like and follow his Facebook page, 'Craig for ARS Vice President.' Thank you and enjoy your roses!

*continued on page 22*

### **Carrie Bergs**

#### **Candidate for ARS Vice President**



Carrie Bergs, from Union Grove, Wisconsin, is a retired public relations & marketing specialist. She has been a member of the American Rose Society for 9 years. She is a member of the 2021 Cream City Roses National Convention Planning Committee and will host a garden tour for that event. She has served the North Central District as Co-Chair of the District Rose Show in 2016 and 2019. She has been a Board member since 2018 and is the creator and administrator of the North Central District website (NCDrose.org). She is a current Apprentice Horticulture Judge and apprenticed at the 2018 San Diego National Rose Show.

Locally, Carrie is a member of the Greater Milwaukee and Gateway Rose Societies where she has held several positions. For the Greater Milwaukee Rose Society, she has served as President in 2015 and 2016, Vice President responsible for meeting programs since 2019, Membership Chair since 2018, and has been Chair/Co-Chair of the Greater Milwaukee Rose Show and the Wisconsin State Fair Rose Show since 2017. She and her husband have hosted the Annual Member picnic since 2015. She was the recipient of the society's Bronze Honor Medal in 2019.

As a member of the Gateway Rose Society, she has served as a Board Member since 2016, Secretary since 2019 and Co-Chair of the Fundraising Committee since 2013. She received the society's Bronze Honor Medal in 2019. She is a continuous financial supporter at the National, District and local level. Carrie has made many presentations for local & District meetings, garden groups and podcasts. She has written numerous articles and reports for local and District newsletters and websites, including two articles for the American Rose magazine. She is a frequent contributor to Horizon Roses. Carrie has been an enthusiastic exhibitor and volunteer at the local, District and National Levels since 2013. She coordinated the Greater Milwaukee Rose Society/Gateway Rose Society member bus trips to the 2018 National Convention in Gettysburg, PA and the 2019 National Convention to Franklin, TN.

---

### **Linda Clark**

#### **Candidate for Pacific Southwest District Director**

Retired teacher, Landscaper Pacific Southwest District Director Fall 2018-present; Currently serving ARS Board of Directors Audit Committee and ARSET Trust; Committee Member: ARS Exhibitors Committee Fall 2009-Fall 2012; Pacific Southwest District Chair NNC Fall 2015- Fall 2018; Local Societies: San Diego Rose Society: Membership Chair 2005-2008; Rose Show Chair 2009- present, including two Nationals 2014 and 2018; 2nd Vice-President-programs for 2021; Bronze Honor Medal recipient 2011; Attended and exhibited in all PSW District shows and ten National Conventions; speaker/presenter at rose care seminars, CR seminar/schools, judge's seminar/school and PSWD local societies; Consulting Rosarian; Arrangement Judge; Horticulture Judge; PSW District Outstanding CR 2016; ARS member since 2001 (20 years); has attended four National conventions in past five years and planning the district convention this year in June. [lincline@cox.net](mailto:lincline@cox.net)

### **David Bassani**

#### **Candidate for Pacific Southwest District Director**

Landscape Contractor Local Societies: Member of several societies: East Bay, Desert, Honolulu, Portland, Pacific, Mesa East Valley, Ventura. Beverly Hills Rose Society: President 2011-present; Bronze Honor Medal recipient 2012; San Fernando Valley Rose Society; President 2004-2014; All Board offices 2015-2018; Regular columnist, "D The G" for SFVRS newsletter 1995-present; Bronze Medal recipient 2005; on an annual basis since 1995 has been involved in rose activities and lectures at various public garden; organized four rose shows; on an annual basis since 1985 has conducted CR Tables at several nurseries; Permanent Panel Rose Judge for Rose Hills International Rose Trials, Whittier CA 2012-present; has had major involvement in schools; frequent speaker at various societies; Academic Activity - Lectures and Classes on Roses - 2015-2018 UCLA Extension Course. A member on Facebook of Rose Societies on five continents. Consulting Rosarian; Master Rosarian 2018; Horticulture Judge; ARS member since 2002 (19 years); has attended two National conventions in past five years. [GreenscapesbyBassani@gmail.com](mailto:GreenscapesbyBassani@gmail.com)



ARS National Convention & Rose Show  
September 10-14, 2021 – Milwaukee, WI

**2021 ARS NATIONAL CONVENTION & ROSE SHOW**  
**"Cream City Roses"**  
**September 10-14, 2021**  
Milwaukee, WI

Hosted by ARS Central, Illinois-Indiana, and North Central Districts

Contact: Bruce and Maggie Barr, Convention Co-Chairs

Phone: (414) 217-3087 Email: [rosemorehall@gmail.com](mailto:rosemorehall@gmail.com)

Hotel: Pfister Hotel, Milwaukee WI

[Click here for the website.](#)

**In Our Thoughts and Prayers....**

We offer our sincere hope for health to our SDRS members Richard Burk, John and Barbara Lester, Steve Berry, Dona Martin, Sue Streeper and Margie Stern who are dealing with health challenges. We ask for blessings on them all.

## Event Calendars and Web Sites

### San Diego Rose Society Calendar of Events

2021

**(No monthly SDRS meetings for July and August. Hopefully we will resume in person meetings in September in Balboa Park.)**

**October 16, 2021: SDRS Rose Pilgrimage** (see page 13 of this newsletter)

### Other Local and Regional Gardening Events

2021

**October 23, 2021: Orange County Rose Society Rose Show; Richard Nixon Presidential Library and Museum** (more details to follow)

**November 13, 2021: Desert Rose Society Rose Show; Palm Desert Community Center** (more details to follow)

San Diego Floral Association Calendar <http://www.sdfloreal.org/calendar.htm>

San Diego Botanic Garden Calendar <https://www.sdbgarden.org/events.htm>

### National Events

2021

**September 10-14, 2021: 2021 ARS National Convention and Rose Show; Milwaukee, WI; website:** <https://www.creamcityroses.org/>

### Useful Websites and Links

San Diego Rose Society ([www.sandiegorosesociety.com](http://www.sandiegorosesociety.com))

American Rose Society ([www.rose.org](http://www.rose.org))

American Rose Society Pacific Southwest District ([www.pswdroses.org](http://www.pswdroses.org))

Help Me Find (roses) ([www.helpmefind.com/rose](http://www.helpmefind.com/rose))

Rose Show Results (<http://www.roseshow.com/results/>)



## Process for Contacting Consulting Rosarians

By Elaine Ornelas, [ornelas1949@att.net](mailto:ornelas1949@att.net) and Beth VanBoxtel, SDRS webmistress

The listing below for consulting rosarians is also listed on the San Diego Rose Society's website, including phone numbers and email addresses. Our website is a public domain and can be viewed by everyone and is intended to be that way so that the public can harvest useful information about growing roses. However the email address can be accessed by 'web crawlers' and can be used to receive spam emails and spam phone calls. Listing emails and phone numbers is not a good idea with today's data breaches. So our board has decided, at our webmistress' encouragement, to not post emails and phone numbers.

So the new procedure for contacting consulting rosarians is to use a generic contact email address, listed below. Once the user accesses this email the message goes directly to the webmistress who will forward the email on to the appropriate consulting rosarian. Hopefully this will prevent any adverse conditions which might have resulting from having the emails and phone numbers posted readily.

**SDRS email address: [sandiegorosesociety@gmail.com](mailto:sandiegorosesociety@gmail.com)**

### Consulting Rosarians for San Diego Rose Society

Name	Area	County Location
Christine Allan	La Jolla	W
Steve Berry	San Diego	C
Frank Brines, Master Rosarian	San Diego	E
Gary Bulman	Escondido	N
Linda Clark	La Mesa	E
Frank Hastings	El Cajon	E
Ken Huff	Escondido	N
Bob Kolb	Sunset Cliffs	W
John Lester	Tierrasanta	C
Deborah Magnuson	Clairemont	W
Carl Mahanay	Imperial Beach	S
Dona Martin, Master Rosarian	Escondido	N
Bob Martin, Master Rosarian	Escondido	N
Soledad "Rita" Morris	San Diego	C
Elaine Ornelas	Clairemont	W
Bill Ornelas	Clairemont	W
Rita Perwich	Coronado	W
Jim Price	San Diego	C
Dwyn Robbie, Master Rosarian	Del Mar	W
Robert Russell	Crest	E
Natalie Stout	Kensington	C
Sue Streeper, Master Rosarian	El Cajon	E
Ruth Tiffany, Master Rosarian	San Carlos	E
Beth Van Boxtel	Encinitas	N

## List of Nurseries for Roses

Here is a list of nurseries which some of our rosarians commonly use to obtain roses.

Some of these are local and some are some distance from San Diego or are for on-line ordering only.

### LOCAL:

Armstrong Garden Centers	<a href="http://www.armstronggarden.com">www.armstronggarden.com</a>
Walter Andersen	<a href="http://www.walterandersen.com">www.walterandersen.com</a>
Kniffings	<a href="http://www.kniffingsnursery.com">www.kniffingsnursery.com</a>
El Plantio Nursery	<a href="http://www.elplantationnursery.com">www.elplantationnursery.com</a>
Hunters	<a href="http://www.huntersnursery.com">www.huntersnursery.com</a>
Evergreen	<a href="http://www.evergreennursery.com">www.evergreennursery.com</a>
Waterwise Botanicals	<a href="http://www.waterwisebotanicals.com">www.waterwisebotanicals.com</a>

### NOT LOCAL, OR FOR ON-LINE ORDERING ONLY:

K and M Roses	<a href="http://www.kandmroses.com">www.kandmroses.com</a>
Regan Nursery	<a href="http://www.regannursery.com">www.regannursery.com</a>
Wisconsin Roses	<a href="http://www.wiroses.com">www.wiroses.com</a>
Palatine Roses	<a href="http://www.palatineroses.com">www.palatineroses.com</a>
Angel Gardens	<a href="http://www.angelsingardens.com">www.angelsingardens.com</a>
Laguna Hills Nursery	<a href="http://www.lagunahillsnursery.com">www.lagunahillsnursery.com</a>
Plant Depot	<a href="http://www.plantdepot.com">www.plantdepot.com</a>
Rogue Valley Roses	<a href="http://www.roguevalleyroses.com">www.roguevalleyroses.com</a>
Green Thumb	<a href="http://www.greenthumb.com">www.greenthumb.com</a>
Cool Roses	<a href="http://www.coolroses.com">www.coolroses.com</a>
Otto & Sons	<a href="http://www.ottoandsons-nursery.com">www.ottoandsons-nursery.com</a>
Heirloom Roses	<a href="http://www.heirloomroses.com">www.heirloomroses.com</a>
Burlington Roses	<a href="http://www.burlingtonroses.com">www.burlingtonroses.com</a>
Antique Rose Emporium	<a href="http://www.antiqueroseemporium.com">www.antiqueroseemporium.com</a>
Roses Unlimited	<a href="http://www.rosesunlimitedsc.com">www.rosesunlimitedsc.com</a>

## **Photo Credits for this Issue**

Page 1: Photo submitted by Deborah Magnuson

Page 2-5: Photos by Elaine Ornelas

Pages 6-7: Photos by Kristine Russell

Page 8: Photos by Elaine Ornelas

Page 9: Photo by Elaine Ornelas

Page 10: Photos by Mary Shanley

Page 11: Photos from internet site

Page 12: Photo by Christine Allan

Page 11-16: Photos by Elaine Ornelas

Page 18: Photo by Rita Perwich

Page 21: Photo submitted by Craig Dorschel

Page 22: Photo submitted by Carrie Bergs

---

### ***Rose Ramblings***

#### **Newsletter of the San Diego Rose Society**

Editor: Elaine Ornelas, [cornelas1949@att.net](mailto:cornelas1949@att.net)

Assistant Editor: Sue Streeper, [streepersue@gmail.com](mailto:streepersue@gmail.com)

Webmaster and Social Media Coordinator: Beth VanBoxtel,  
[bethpaige@gmail.com](mailto:bethpaige@gmail.com)

Review and Printing: Linda Hitney, [hitney@juno.com](mailto:hitney@juno.com)